



ANDY BESHEAR
GOVERNOR

501 HIGH STREET, 3RD FLOOR
FRANKFORT, KENTUCKY 40601
PHONE: (502) 564-7430
FAX (502) 564-7603
[HTTPS://PERSONNEL.KY.GOV](https://personnel.ky.gov)

GERINA D. WHETHERS
SECRETARY

February 28, 2020

Interim Joint Committee on Appropriations and Revenue
Capitol Annex
702 Capital Avenue
Frankfort, Kentucky 40601

Re: Fourth Quarter KEHP Trust Fund Status Report period ending December 31, 2019

Dear Interim Joint Committee on Appropriations and Revenue:

Kentucky Revised Statute (KRS) 18A.2254 directs the Public Employee Health Insurance Program to submit quarterly reports on the status of the Kentucky Employees' Health Plan (KEHP) Trust Fund to the Governor, Interim Joint Committee on Appropriations and Revenue, Kentucky Group Health Insurance Board, and the Advisory Committee of State Health Insurance Subscribers.

The attached report includes, as of December 31, 2019:

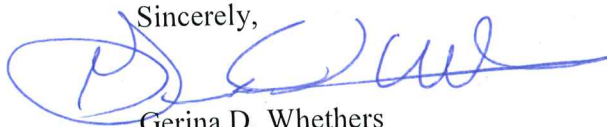
1. The current balance of the trust fund;
2. A detailed description of all income to the trust fund;
3. A detailed description of all receipts due to the trust fund;
4. The total amount of payments made for claims from the trust fund;
5. A detailed description of all payments made to program administrators;
6. Current enrollment data;
7. Other information provided by the Secretary; and
8. Other information requested by the Interim Joint Committee on Appropriations and Revenue.
9. Additional reports provided for Second and Fourth quarter reports:
 - a. A projection of medical claims incurred but not yet reported that are considered liabilities to the trust fund;
 - b. A statement of any other trust fund liabilities;

Kentucky Employees' Health Plan – Status Report
4th Quarter, 2019
Page 2

- c. A detailed calculation of premium rates, including base claims, trend assumptions, administrative fees, and any benefit and plan changes;
- d. A detailed description of the current in-state and out-of-state networks provided under the plan; and
- e. Specific data regarding the TPA's performance, including:
 - i. Results or outcomes of disease management and wellness programs;
 - ii. Results of case management audits, educational and communication efforts; and
 - iii. Comparison of actual measurable results to contract performance guarantees.

If you have any questions or need additional information, please feel free to contact my office at 564-0358.

Sincerely,



Gerina D. Whethers
Secretary

Kentucky Employees' Health Plan – Status Report
2nd Quarter, 2019
Page 3

1. Current Trust Fund Balance:

As of December 31, 2019, the balance of the self-insurance trust fund was \$458,981,719.46, which includes accounting for the 2006–2019 plan years, including reserves for Healthcare Reimbursement Arrangements (HRA). Along with the detailed transactions, summary reports for each plan year, as well as a combined summary, have been provided.

2-5. Detailed Description of Trust Fund Transactions:

Detailed transactions of the trust fund are contained in **Attachment A**. Monthly detailed transaction reports have been provided to the Legislative Research Commission. A month-by-month summary of the trust fund accounting by premiums, interest income, drug rebates, claims, and ASO fees is included as **Attachment B**.

6. Current Enrollment Data:

Charts detailing the number of employees and the number of covered lives under the plan are included as **Attachment C**. The totals shown reflect the same information as provided in the previous report, updated to include the most recent quarter's data.

7. Additional Information Provided by the Secretary of the Personnel Cabinet:

No additional information has been requested for inclusion in this report.

8. Additional Information as Requested by the Committee:

No additional information has been requested by the Committee for inclusion in this report.

9. Additional reports provided for Second and Fourth quarter reports:

a. A projection of medical claims incurred but not reported that are considered liabilities to the trust fund:

KEHP's actuarial consultant, Aon has compiled a statement of medical claims incurred but not yet reported (IBNR). This report is included as **Attachment D**.

b. A statement of any other trust fund liabilities:

A statement of other trust fund liabilities for the fiscal year ending June 30, 2019 was filed with the annual financial statement for the Kentucky Employees' Health Plan.

c. A detailed calculation of premium rates including base claims, trend assumptions, administrative fees and any benefit and plan changes:

As required by KRS 18A.2254(1)(a), premium rates for the 2020 Plan Year were set forth in the [2020 KEHP Benefits Selection Guide](#), which was filed as a part of and appended to 101 KAR 2:210 on September 15, 2019.

d. A detailed description of the current in-state and out-of-state networks provided under the plan:

Due to the addition of new providers and termination of established providers, provider networks change on a continuous basis and printed directories are often obsolete. As a result, KEHP's Medical Third Party Administrator (TPA) Anthem advocates the use of

their on-line provider directories, and updates them at least weekly. The link to Anthem's [Find A Doctor](#), which provides the capability to search for a provider based on provider type and location. Anthem's dedicated KEHP Customer Service Center can provide additional assistance in locating a participating provider by calling 1-844-402-KEHP (5347). As of the date of this report, notwithstanding normal provider contracting activities, there are no proposed network changes.

e. Specific data regarding the TPA and program administrator performance, including:

i. Results or outcomes of disease management and wellness programs, case management audits, and member communication and education:

Attachment E contains results and outcomes based on engagement in the numerous disease management and wellness programs offered by KEHP. Our disease management provider, Anthem, and our wellness program administrator, Go365, aggregate the information for this report.

ii. Attachment E also details the education, engagement, and communications efforts undertaken by the Department of Employee Insurance in administering the KEHP on behalf of the Personnel Cabinet.

iii. Comparison of actual measurable results to contract performance guarantees:

Operational performance guarantees of KEHP's Third Party Administrator Anthem are included as **Attachment F**. Anthem met all performance guarantees for the 2019 plan year.

Contract performance results of KEHP's Pharmacy Benefits Manager (PBM) CVS Caremark are included in this report as **Attachment G**. CVS met all performance guarantees for the quarter.

Contract performance results of KEHP's HRA/FSA/COBRA Benefits Manager WageWorks are included in this report as **Attachment H**. WageWorks met all performance guarantees for the quarter.

Contract performance results of KEHP's Wellness Benefits Manager, Go365, are included in this report as **Attachment I**. Go365 met all performance guarantees for the quarter except for Incentive Management. This guarantee is for reporting purposes only and there was no financial penalty. Annual performance for the Trend Guarantee has not been determined as of the date of publication of this report and will be reported upon when the required data is available.

Kentucky Employees' Health Plan – Status Report
4th Quarter, 2019
Attachment A – Transaction Report
Page A-1

OCTOBER 2019 COMBINED TRANSACTION REPORT

Date	Description	Amount	LRC Code	LRC Description	Plan Year
		<u>\$516,299,499.51</u>			
October-19	Beginning Balance				2016
10/7/2019	2ND QUARTER 2019 CVS/CAREMARK REBATES	11,516.47	121	Drug Rebates - CVS	2016
10/28/2019	HUMANA MED CLAIM RECOVERY 3RDQUARTER 2019	89,925.74	210	Medical Claims - Anthem	2016
10/1/2019	MEDICAL CLAIMS- ANTHEM	(1,608.01)	210	Medical Claims - Anthem	2016
10/8/2019	MEDICAL CLAIMS- ANTHEM	35.31	210	Medical Claims - Anthem	2016
10/15/2019	MEDICAL CLAIMS- ANTHEM	(11,914.33)	210	Medical Claims - Anthem	2016
10/21/2019	MEDICAL CLAIMS- ANTHEM	(1,504.71)	210	Medical Claims - Anthem	2016
10/28/2019	MEDICAL CLAIMS- ANTHEM	60,883.87	210	Medical Claims - Anthem	2016
10/23/2019	UNCLAIMED PROPERTY- HRA SELECT 2016	(2,161.30)	213	HRA Embedded Claims - Wage Works	2016
10/2/2019	HRA CLAIM PAYMENTS (HRA EMBEDDED) - WW	(150.00)	213	HRA Embedded Claims - Wage Works	2016
10/23/2019	UNCLAIMED PROPERTY- HRA WAIVER D/V 2016	(90.00)	214	HRA Waiver Claims - Wage Works	2016
10/23/2019	UNCLAIMED PROPERTY- HRA WAIVER 2016	(740.51)	214	HRA Waiver Claims - Wage Works	2016
10/22/2019	HRA CLAIM PAYMENTS (HRA WAIVER)- WW	(4.45)	214	HRA Waiver Claims - Wage Works	2016
10/2/2019	CAREMARK CLAIMS	168.51	310	Pharmacy Claims - CVS	2016
10/2/2019	CAREMARK CLAIMS	(15.79)	310	Pharmacy Claims - CVS	2016
10/25/2019	CAREMARK CLAIMS	9,198.51	121	Drug Rebates - CVS	2017
10/7/2019	2ND QUARTER 2019 CVS/CAREMARK REBATES	85,265.60	210	Medical Claims - Anthem	2017
10/1/2019	MEDICAL CLAIMS- ANTHEM	73,058.32	210	Medical Claims - Anthem	2017
10/8/2019	MEDICAL CLAIMS- ANTHEM	24,284.22	210	Medical Claims - Anthem	2017
10/15/2019	MEDICAL CLAIMS- ANTHEM	(11,251.96)	210	Medical Claims - Anthem	2017
10/21/2019	MEDICAL CLAIMS- ANTHEM	163,035.26	210	Medical Claims - Anthem	2017
10/28/2019	MEDICAL CLAIMS- ANTHEM	(100.00)	213	HRA Embedded Claims - Wage Works	2017
10/2/2019	REPLACEMENT ESCHEATED CHECKS	(198.43)	213	HRA Embedded Claims - Wage Works	2017
10/2/2019	REPLACEMENT ESCHEATED CHECKS	(131.09)	213	HRA Embedded Claims - Wage Works	2017
10/2/2019	REPLACEMENT ESCHEATED CHECKS	(1,625.02)	213	HRA Embedded Claims - Wage Works	2017
10/23/2019	UNCLAIMED PROPERTY- HRA SELECT 2017	(120.54)	214	HRA Waiver Claims - Wage Works	2017
9/16/2019	REPLACEMENT ESCHEATED CHECKS	(1,860.82)	214	HRA Waiver Claims - Wage Works	2017
10/23/2019	UNCLAIMED PROPERTY- HRA WAIVER 2017	(1,468.56)	214	HRA Waiver Claims - Wage Works	2017
10/23/2019	UNCLAIMED PROPERTY- HRA WAIVER D/V 2017	794.89	310	Pharmacy Claims - CVS	2017
10/2/2019	CAREMARK CLAIMS	(1.99)	310	Pharmacy Claims - CVS	2017
10/9/2019	CAREMARK CLAIMS	(635.39)	310	Pharmacy Claims - CVS	2017
10/25/2019	CAREMARK CLAIMS	34,181.97	121	Drug Rebates - CVS	2018
10/7/2019	2ND QUARTER 2019 CVS/CAREMARK REBATES	41,701.25	210	Medical Claims - Anthem	2018
10/1/2019	MEDICAL CLAIMS- ANTHEM	193,442.29	210	Medical Claims - Anthem	2018
10/8/2019	MEDICAL CLAIMS- ANTHEM	246,272.66	210	Medical Claims - Anthem	2018
10/15/2019	MEDICAL CLAIMS- ANTHEM	15,547.69	210	Medical Claims - Anthem	2018
10/21/2019	MEDICAL CLAIMS- ANTHEM	87,181.98	210	Medical Claims - Anthem	2018
10/28/2019	MEDICAL CLAIMS- ANTHEM	(357.75)	213	HRA Embedded Claims - Wage Works	2018
10/2/2019	HRA CLAIM PAYMENTS (HRA EMBEDDED) - WW	(3.65)	213	HRA Embedded Claims - Wage Works	2018
10/9/2019	HRA CLAIM PAYMENTS (HRA EMBEDDED) - WW	(4.86)	213	HRA Embedded Claims - Wage Works	2018
10/23/2019	HRA CLAIM PAYMENTS (HRA EMBEDDED) - WW	(4.01)	214	HRA Waiver Claims - Wage Works	2018
10/28/2019	HRA CLAIM PAYMENTS (HRA WAIVER)- WW	786.05	310	Pharmacy Claims - CVS	2018
10/2/2019	CAREMARK CLAIMS	(33.26)	310	Pharmacy Claims - CVS	2018
10/9/2019	CAREMARK CLAIMS	12,717,394.77	101	Premiums	2019
10/9/2019	UPPS PAYROLL	12,784,628.87	101	Premiums	2019
10/25/2019	UPPS PAYROLL	731.19	101	Premiums	2019
10/1/2019	UPPS PAYROLL	2,766.33	101	Premiums	2019
10/14/2019	UPPS PAYROLL	1,603.20	101	Premiums	2019
10/16/2019	UPPS PAYROLL	(303.77)	101	Premiums	2019
10/21/2019	UPPS PAYROLL	6,049.33	101	Premiums	2019
10/29/2019	UPPS PAYROLL	(133.81)	101	Premiums	2019
10/31/2019	UPPS PAYROLL	902,972.72	101	Premiums	2019
9/30/2019	EPAY-HEALTH PREMIUMS 2019				

Kentucky Employees' Health Plan – Status Report
4th Quarter, 2019
Attachment A – Transaction Report
Page A-2

Date	Description	Amount	LRC Code	LRC Description	Plan Year
9/30/2019	HEALTH PREMIUMS 2019	991.33	101	Premiums	2019
9/30/2019	EPAY-HEALTH PREMIUMS 2019	1,523,973.48	101	Premiums	2019
10/1/2019	HEALTH PREMIUMS 2019	81,652.01	101	Premiums	2019
10/2/2019	EPAY-HEALTH PREMIUMS 2019	1,639,625.05	101	Premiums	2019
10/4/2019	HEALTH PREMIUMS 2019	34,557.65	101	Premiums	2019
10/7/2019	JEFFERSON CO BOE SEPT 2019 HEALH INS PREM	1,616,291.52	101	Premiums	2019
10/7/2019	EPAY-HEALTH PREMIUMS 2019	1,517,700.23	101	Premiums	2019
10/7/2019	EPAY-HEALTH PREMIUMS 2019	1,283,613.50	101	Premiums	2019
10/7/2019	EPAY-HEALTH PREMIUMS 2019	816,453.00	101	Premiums	2019
10/8/2019	EPAY-HEALTH PREMIUMS 2019	638,861.49	101	Premiums	2019
10/8/2019	KCTCS PREMIUM PAYMENT SEPT 2019	112,295.94	101	Premiums	2019
10/8/2019	KCTCS PREMIUM PAYMENT SEPT 2019	3,058,243.17	101	Premiums	2019
10/8/2019	EPAY-HEALTH PREMIUMS 2019	10,171.00	101	Premiums	2019
10/8/2019	HEALTH PREMIUMS 2019	192,559.90	101	Premiums	2019
10/9/2019	EPAY-HEALTH PREMIUMS 2019	771,597.69	101	Premiums	2019
10/10/2019	EPAY-HEALTH PREMIUMS 2019	195,929.08	101	Premiums	2019
10/11/2019	EPAY-HEALTH PREMIUMS 2019	903,468.30	101	Premiums	2019
10/15/2019	EPAY-HEALTH PREMIUMS 2019	106,983.60	101	Premiums	2019
10/15/2019	EPAY-HEALTH PREMIUMS 2019	130,215.49	101	Premiums	2019
10/16/2019	EPAY-HEALTH PREMIUMS 2019	154,537.62	101	Premiums	2019
10/16/2019	HEALTH PREMIUMS 2019	3,348.10	101	Premiums	2019
10/17/2019	EPAY-HEALTH PREMIUMS 2019	387,261.95	101	Premiums	2019
10/18/2019	JUDICIAL RETIREMENT 10/19	4,195.39	101	Premiums	2019
10/18/2019	JUDICIAL RETIREMENT 10/19	82,842.63	101	Premiums	2019
10/17/2019	LEGISLATIVE RETIREMENT 10/19	3,425.95	101	Premiums	2019
10/17/2019	LEGISLATIVE RETIREMENT 10/19	24,844.25	101	Premiums	2019
10/18/2019	EPAY-HEALTH PREMIUMS 2019	55,764.62	101	Premiums	2019
10/21/2019	EPAY-HEALTH PREMIUMS 2019	254,965.11	101	Premiums	2019
10/21/2019	EPAY-HEALTH PREMIUMS 2019	188,344.47	101	Premiums	2019
10/22/2019	HEALTH PREMIUMS 2019	3,079.27	101	Premiums	2019
10/23/2019	EPAY-HEALTH PREMIUMS 2019	470,689.21	101	Premiums	2019
10/24/2019	HEALTH PREMIUMS 2019	148,880.89	101	Premiums	2019
10/24/2019	EPAY-HEALTH PREMIUMS 2019	512,093.39	101	Premiums	2019
10/25/2019	EPAY-HEALTH PREMIUMS 2019	357,445.48	101	Premiums	2019
10/28/2019	EPAY-HEALTH PREMIUMS 2019	340,547.67	101	Premiums	2019
10/28/2019	EPAY-HEALTH PREMIUMS 2019	600,873.66	101	Premiums	2019
10/29/2019	COBRA PREMIUMS SEPT 2019 - WW	203,238.69	101	Premiums	2019
10/30/2019	EPAY-HEALTH PREMIUMS 2019	966,323.98	101	Premiums	2019
10/30/2019	HEALTH PREMIUMS 2019	119,490.82	101	Premiums	2019
10/7/2019	HLTH INS REFUND	(82.38)	101	Premiums	2019
10/21/2019	HLTH INS REFUND	(41.19)	101	Premiums	2019
10/3/2019	HLTH INS REFUND	(82.38)	101	Premiums	2019
10/21/2019	HLTH INS REFUND	(13.10)	101	Premiums	2019
10/3/2019	HLTH INS REFUND	(179.06)	101	Premiums	2019
10/7/2019	HLTH INS REFUND	(41.19)	101	Premiums	2019
10/21/2019	HLTH INS REFUND	(117.24)	101	Premiums	2019
10/21/2019	HLTH INS REFUND	(82.38)	101	Premiums	2019
10/21/2019	HLTH INS REFUND	(82.38)	101	Premiums	2019
10/21/2019	HLTH INS REFUND	(53.50)	101	Premiums	2019
10/21/2019	HLTH INS REFUND	(24.71)	101	Premiums	2019
10/3/2019	HLTH INS REFUND	(80.32)	101	Premiums	2019
10/21/2019	HLTH INS REFUND	(160.32)	101	Premiums	2019
10/22/2019	HLTH INS REFUND	(358.12)	101	Premiums	2019
10/22/2019	HLTH INS REFUND	(11.79)	101	Premiums	2019

Kentucky Employees' Health Plan – Status Report
4th Quarter, 2019
Attachment A – Transaction Report
Page A-3

Date	Description	Amount	LRC Code	LRC Description	Plan Year
10/22/2019	HLTH INS REFUND	(126.66)	101	Premiums	2019
10/22/2019	HLTH INS REFUND	(152.31)	101	Premiums	2019
10/22/2019	HLTH INS REFUND	(49.42)	101	Premiums	2019
10/22/2019	HLTH INS REFUND	(126.66)	101	Premiums	2019
10/1/2019	KDE PREMIUMS SEPT 2019	57,768,331.43	101	Premiums	2019
10/10/2019	KRS 10/19 HEALTH PREMIUMS	23,152,756.63	101	Premiums	2019
10/29/2019	KTRS 10/19 PREMIUMS	8,998,100.79	101	Premiums	2019
10/30/2019	CORRECT DEPOSIT FUND ALLOCATIONS	(106.25)	101	Premiums	2019
10/9/2019	UPPS PAYROLL	312,812.50	102	HRA Waiver Contribution	2019
10/25/2019	UPPS PAYROLL	315,000.00	102	HRA Waiver Contribution	2019
10/14/2019	UPPS PAYROLL	87.50	102	HRA Waiver Contribution	2019
10/29/2019	UPPS PAYROLL	262.50	102	HRA Waiver Contribution	2019
10/31/2019	UPPS PAYROLL	87.50	102	HRA Waiver Contribution	2019
9/30/2019	EPAY-HRA WAIVER PREMIUMS 2019	1,050.00	102	HRA Waiver Contribution	2019
9/30/2019	EPAY-HRA WAIVER PREMIUMS 2019	875.00	102	HRA Waiver Contribution	2019
9/30/2019	EPAY-HRA D&V PREMIUMS 2019	875.00	102	HRA Waiver Contribution	2019
10/2/2019	EPAY-HRA WAIVER PREMIUMS 2019	2,275.00	102	HRA Waiver Contribution	2019
10/2/2019	EPAY-HRA D&V PREMIUMS 2019	700.00	102	HRA Waiver Contribution	2019
10/7/2019	EPAY-HRA WAIVER PREMIUMS 2019	350.00	102	HRA Waiver Contribution	2019
10/7/2019	EPAY-HRA D&V PREMIUMS 2019	175.00	102	HRA Waiver Contribution	2019
10/7/2019	EPAY-HRA WAIVER PREMIUMS 2019	2,625.00	102	HRA Waiver Contribution	2019
10/7/2019	EPAY-HRA D&V PREMIUMS 2019	350.00	102	HRA Waiver Contribution	2019
10/7/2019	EPAY-HRA WAIVER PREMIUMS 2019	350.00	102	HRA Waiver Contribution	2019
10/8/2019	EPAY-HRA WAIVER PREMIUMS 2019	350.00	102	HRA Waiver Contribution	2019
10/9/2019	EPAY-HRA D&V PREMIUMS 2019	350.00	102	HRA Waiver Contribution	2019
10/9/2019	EPAY-HRA WAIVER PREMIUMS 2019	2,275.00	102	HRA Waiver Contribution	2019
10/10/2019	EPAY-HRA WAIVER PREMIUMS 2019	175.00	102	HRA Waiver Contribution	2019
10/11/2019	EPAY-HRA WAIVER PREMIUMS 2019	175.00	102	HRA Waiver Contribution	2019
10/15/2019	EPAY-HRA WAIVER PREMIUMS 2019	175.00	102	HRA Waiver Contribution	2019
10/15/2019	EPAY-HRA WAIVER PREMIUMS 2019	175.00	102	HRA Waiver Contribution	2019
10/16/2019	EPAY-HRA WAIVER PREMIUMS 2019	175.00	102	HRA Waiver Contribution	2019
10/17/2019	EPAY-HRA WAIVER PREMIUMS 2019	700.00	102	HRA Waiver Contribution	2019
10/17/2019	EPAY-HRA D&V PREMIUMS 2019	525.00	102	HRA Waiver Contribution	2019
10/23/2019	EPAY-HRA D&V PREMIUMS 2019	175.00	102	HRA Waiver Contribution	2019
10/23/2019	EPAY-HRA WAIVER PREMIUMS 2019	525.00	102	HRA Waiver Contribution	2019
10/23/2019	EPAY-HRA WAIVER PREMIUMS 2019	2,975.00	102	HRA Waiver Contribution	2019
10/24/2019	EPAY-HRA WAIVER PREMIUMS 2019	1,837.50	102	HRA Waiver Contribution	2019
10/24/2019	EPAY-HRA D&V PREMIUMS 2019	175.00	102	HRA Waiver Contribution	2019
10/25/2019	EPAY-HRA WAIVER PREMIUMS 2019	175.00	102	HRA Waiver Contribution	2019
10/28/2019	EPAY-HRA WAIVER PREMIUMS 2019	175.00	102	HRA Waiver Contribution	2019
10/28/2019	EPAY-HRA WAIVER PREMIUMS 2019	175.00	102	HRA Waiver Contribution	2019
10/30/2019	EPAY-HRA WAIVER PREMIUMS 2019	2,100.00	102	HRA Waiver Contribution	2019
10/30/2019	EPAY-HRA D&V PREMIUMS 2019	700.00	102	HRA Waiver Contribution	2019
10/30/2019	KDE HRA WAIVER OCT 2019	2,406,866.64	102	HRA Waiver Contribution	2019
10/31/2019	KDE HRA D&V OCT 2019	977,983.36	102	HRA Waiver Contribution	2019
11/6/2019	EARNED INTEREST INCOME OCTOBER	817,970.18	110	Interest Income	2019
10/7/2019	2ND QUARTER 2019 CVS/CAREMARK REBATES	34,082,416.08	121	Drug Rebates - CVS	2019
10/9/2019	HUMANA VITALITY GO 365 REWARDS 09/2019	(443,079.00)	202	Humana Admin	2019
10/9/2019	HUMANA VITALITY GO 365 ASO FEES 06/2019	(506,586.99)	202	Humana Admin	2019
10/9/2019	HUMANA OFFSITE BIOMETRIC SCREENING 09/2019	(4,558.00)	202	Humana Admin	2019
10/9/2019	HUMANA HD BIOMETRIC SCREENING 09/2019	(24,592.00)	202	Humana Admin	2019
10/1/2019	MEDICAL CLAIMS- ANTHEM	(20,114,399.20)	210	Medical Claims - Anthem	2019
10/4/2019	MDX/COMPASS INCENTIVES 08-2019	(44,850.00)	210	Medical Claims - Anthem	2019
10/8/2019	MEDICAL CLAIMS- ANTHEM	(25,171,047.76)	210	Medical Claims - Anthem	2019
10/15/2019	MEDICAL CLAIMS- ANTHEM	(23,584,491.24)	210	Medical Claims - Anthem	2019

Kentucky Employees' Health Plan – Status Report
4th Quarter, 2019
Attachment A – Transaction Report
Page A-4

Date	Description	Amount	LRC Code	LRC Description	Plan Year
10/17/2019	PREMISE HEALTH - 9/2019	(133,052.55)	210	Medical Claims - Anthem	2019
10/21/2019	MEDICAL CLAIMS- ANTHEM	(26,137,799.77)	210	Medical Claims - Anthem	2019
10/28/2019	MEDICAL CLAIMS- ANTHEM	(22,899,037.11)	210	Medical Claims - Anthem	2019
10/22/2019	HRA CLAIM PAYMENTS (HRA EMBEDDED) - WW	(289,834.59)	213	HRA Embedded Claims - Wage Works	2019
9/30/2019	HRA CLAIM PAYMENTS (HRA EMBEDDED) - WW	(272,861.60)	213	HRA Embedded Claims - Wage Works	2019
10/1/2019	HRA CLAIM PAYMENTS (HRA EMBEDDED) - WW	(53,528.95)	213	HRA Embedded Claims - Wage Works	2019
10/2/2019	HRA CLAIM PAYMENTS (HRA EMBEDDED) - WW	(129,898.95)	213	HRA Embedded Claims - Wage Works	2019
10/3/2019	HRA CLAIM PAYMENTS (HRA EMBEDDED) - WW	(148,553.64)	213	HRA Embedded Claims - Wage Works	2019
10/4/2019	HRA CLAIM PAYMENTS (HRA EMBEDDED) - WW	(142,944.62)	213	HRA Embedded Claims - Wage Works	2019
10/7/2019	HRA CLAIM PAYMENTS (HRA EMBEDDED) - WW	(291,835.15)	213	HRA Embedded Claims - Wage Works	2019
10/8/2019	HRA CLAIM PAYMENTS (HRA EMBEDDED) - WW	(42,241.13)	213	HRA Embedded Claims - Wage Works	2019
10/9/2019	HRA CLAIM PAYMENTS (HRA EMBEDDED) - WW	(128,632.47)	213	HRA Embedded Claims - Wage Works	2019
10/10/2019	HRA CLAIM PAYMENTS (HRA EMBEDDED) - WW	(140,294.33)	213	HRA Embedded Claims - Wage Works	2019
10/11/2019	HRA CLAIM PAYMENTS (HRA EMBEDDED) - WW	(130,877.22)	213	HRA Embedded Claims - Wage Works	2019
10/14/2019	HRA CLAIM PAYMENTS (HRA EMBEDDED) - WW	(271,538.58)	213	HRA Embedded Claims - Wage Works	2019
10/15/2019	HRA CLAIM PAYMENTS (HRA EMBEDDED) - WW	(42,034.18)	213	HRA Embedded Claims - Wage Works	2019
10/16/2019	HRA CLAIM PAYMENTS (HRA EMBEDDED) - WW	(118,601.92)	213	HRA Embedded Claims - Wage Works	2019
10/17/2019	HRA CLAIM PAYMENTS (HRA EMBEDDED) - WW	(146,075.34)	213	HRA Embedded Claims - Wage Works	2019
10/18/2019	HRA CLAIM PAYMENTS (HRA EMBEDDED) - WW	(142,682.64)	213	HRA Embedded Claims - Wage Works	2019
10/22/2019	HRA CLAIM PAYMENTS (HRA EMBEDDED) - WW	(43,838.47)	213	HRA Embedded Claims - Wage Works	2019
10/23/2019	HRA CLAIM PAYMENTS (HRA EMBEDDED) - WW	(132,001.64)	213	HRA Embedded Claims - Wage Works	2019
10/24/2019	HRA CLAIM PAYMENTS (HRA EMBEDDED) - WW	(156,671.70)	213	HRA Embedded Claims - Wage Works	2019
10/25/2019	HRA CLAIM PAYMENTS (HRA EMBEDDED) - WW	(128,952.74)	213	HRA Embedded Claims - Wage Works	2019
10/28/2019	HRA CLAIM PAYMENTS (HRA EMBEDDED) - WW	(296,175.79)	213	HRA Embedded Claims - Wage Works	2019
10/29/2019	HRA CLAIM PAYMENTS (HRA EMBEDDED) - WW	(48,352.39)	213	HRA Embedded Claims - Wage Works	2019
10/30/2019	HRA CLAIM PAYMENTS (HRA EMBEDDED) - WW	(127,833.22)	213	HRA Embedded Claims - Wage Works	2019
10/22/2019	HRA CLAIM PAYMENTS (HRA WAIVER)- WW	(171,313.49)	214	HRA Waiver Claims - Wage Works	2019
10/22/2019	HRA CLAIM PAYMENTS (HRA D&V)- WW	(55,642.05)	214	HRA Waiver Claims - Wage Works	2019
9/30/2019	HRA CLAIM PAYMENTS (HRA D&V)- WW	(51,778.99)	214	HRA Waiver Claims - Wage Works	2019
9/30/2019	HRA CLAIM PAYMENTS (HRA WAIVER)- WW	(174,643.02)	214	HRA Waiver Claims - Wage Works	2019
10/1/2019	HRA CLAIM PAYMENTS (HRA WAIVER)- WW	(38,604.77)	214	HRA Waiver Claims - Wage Works	2019
10/1/2019	HRA CLAIM PAYMENTS (HRA D&V)- WW	(1,672.77)	214	HRA Waiver Claims - Wage Works	2019
10/2/2019	HRA CLAIM PAYMENTS (HRA D&V)- WW	(17,806.42)	214	HRA Waiver Claims - Wage Works	2019
10/2/2019	HRA CLAIM PAYMENTS (HRA WAIVER)- WW	(85,906.66)	214	HRA Waiver Claims - Wage Works	2019
10/3/2019	HRA CLAIM PAYMENTS (HRA WAIVER)- WW	(103,433.86)	214	HRA Waiver Claims - Wage Works	2019
10/3/2019	HRA CLAIM PAYMENTS (HRA D&V)- WW	(19,200.55)	214	HRA Waiver Claims - Wage Works	2019
10/4/2019	HRA CLAIM PAYMENTS (HRA D&V)- WW	(29,285.55)	214	HRA Waiver Claims - Wage Works	2019
10/4/2019	HRA CLAIM PAYMENTS (HRA WAIVER)- WW	(97,129.36)	214	HRA Waiver Claims - Wage Works	2019
10/7/2019	HRA CLAIM PAYMENTS (HRA D&V)- WW	(40,153.46)	214	HRA Waiver Claims - Wage Works	2019
10/7/2019	HRA CLAIM PAYMENTS (HRA WAIVER)- WW	(165,338.47)	214	HRA Waiver Claims - Wage Works	2019
10/8/2019	HRA CLAIM PAYMENTS (HRA D&V)- WW	(7,477.64)	214	HRA Waiver Claims - Wage Works	2019
10/8/2019	HRA CLAIM PAYMENTS (HRA WAIVER)- WW	(36,775.85)	214	HRA Waiver Claims - Wage Works	2019
10/9/2019	HRA CLAIM PAYMENTS (HRA D&V)- WW	(21,003.39)	214	HRA Waiver Claims - Wage Works	2019
10/9/2019	HRA CLAIM PAYMENTS (HRA WAIVER)- WW	(109,520.76)	214	HRA Waiver Claims - Wage Works	2019
10/10/2019	HRA CLAIM PAYMENTS (HRA D&V)- WW	(39,636.03)	214	HRA Waiver Claims - Wage Works	2019
10/10/2019	HRA CLAIM PAYMENTS (HRA WAIVER)- WW	(98,086.54)	214	HRA Waiver Claims - Wage Works	2019
10/11/2019	HRA CLAIM PAYMENTS (HRA WAIVER)- WW	(93,369.51)	214	HRA Waiver Claims - Wage Works	2019
10/11/2019	HRA CLAIM PAYMENTS (HRA D&V)- WW	(19,144.81)	214	HRA Waiver Claims - Wage Works	2019
10/14/2019	HRA CLAIM PAYMENTS (HRA WAIVER)- WW	(183,032.31)	214	HRA Waiver Claims - Wage Works	2019
10/14/2019	HRA CLAIM PAYMENTS (HRA D&V)- WW	(52,972.96)	214	HRA Waiver Claims - Wage Works	2019
10/15/2019	HRA CLAIM PAYMENTS (HRA WAIVER)- WW	(34,121.58)	214	HRA Waiver Claims - Wage Works	2019
10/15/2019	HRA CLAIM PAYMENTS (HRA D&V)- WW	(6,426.77)	214	HRA Waiver Claims - Wage Works	2019
10/16/2019	HRA CLAIM PAYMENTS (HRA D&V)- WW	(23,687.49)	214	HRA Waiver Claims - Wage Works	2019
10/16/2019	HRA CLAIM PAYMENTS (HRA WAIVER)- WW	(81,926.39)	214	HRA Waiver Claims - Wage Works	2019

Kentucky Employees' Health Plan – Status Report
4th Quarter, 2019
Attachment A – Transaction Report
Page A-5

Date	Description	Amount	LRC Code	LRC Description	Plan Year
10/17/2019	HRA CLAIM PAYMENTS (HRA WAIVER)- WW	(95,662.51)	214	HRA Waiver Claims - Wage Works	2019
10/17/2019	HRA CLAIM PAYMENTS (HRA D&V)- WW	(31,767.73)	214	HRA Waiver Claims - Wage Works	2019
10/18/2019	HRA CLAIM PAYMENTS (HRA D&V)- WW	(20,331.08)	214	HRA Waiver Claims - Wage Works	2019
10/18/2019	HRA CLAIM PAYMENTS (HRA WAIVER)- WW	(93,032.35)	214	HRA Waiver Claims - Wage Works	2019
10/22/2019	HRA CLAIM PAYMENTS (HRA D&V)- WW	(7,855.29)	214	HRA Waiver Claims - Wage Works	2019
10/22/2019	HRA CLAIM PAYMENTS (HRA WAIVER)- WW	(40,835.46)	214	HRA Waiver Claims - Wage Works	2019
10/23/2019	HRA CLAIM PAYMENTS (HRA D&V)- WW	(19,031.00)	214	HRA Waiver Claims - Wage Works	2019
10/23/2019	HRA CLAIM PAYMENTS (HRA WAIVER)- WW	(76,368.37)	214	HRA Waiver Claims - Wage Works	2019
10/23/2019	HRA CLAIM PAYMENTS (HRA WAIVER)- WW	(96,908.71)	214	HRA Waiver Claims - Wage Works	2019
10/24/2019	HRA CLAIM PAYMENTS (HRA WAIVER)- WW	(22,198.03)	214	HRA Waiver Claims - Wage Works	2019
10/24/2019	HRA CLAIM PAYMENTS (HRA D&V)- WW	(25,303.75)	214	HRA Waiver Claims - Wage Works	2019
10/25/2019	HRA CLAIM PAYMENTS (HRA D&V)- WW	(83,033.32)	214	HRA Waiver Claims - Wage Works	2019
10/25/2019	HRA CLAIM PAYMENTS (HRA WAIVER)- WW	(40,714.81)	214	HRA Waiver Claims - Wage Works	2019
10/28/2019	HRA CLAIM PAYMENTS (HRA D&V)- WW	(183,927.69)	214	HRA Waiver Claims - Wage Works	2019
10/28/2019	HRA CLAIM PAYMENTS (HRA WAIVER)- WW	(9,903.76)	214	HRA Waiver Claims - Wage Works	2019
10/29/2019	HRA CLAIM PAYMENTS (HRA D&V)- WW	(29,706.80)	214	HRA Waiver Claims - Wage Works	2019
10/29/2019	HRA CLAIM PAYMENTS (HRA WAIVER)- WW	(93,249.95)	214	HRA Waiver Claims - Wage Works	2019
10/30/2019	HRA CLAIM PAYMENTS (HRA WAIVER)- WW	(22,438.07)	214	HRA Waiver Claims - Wage Works	2019
10/30/2019	HRA CLAIM PAYMENTS (HRA D&V)- WW	(1,716.00)	215	Anthem Admin	2019
10/1/2019	ANTHEM DPP 09/2019	(47.91)	215	Anthem Admin	2019
10/9/2019	ANTHEM OUT OF STATE FEES ME Vaccine NY HCRA 08/2019	(3,939,993.75)	215	Anthem Admin	2019
10/17/2019	ANTHEM ASO FEES 10/2019	(12,441.00)	215	Anthem Admin	2019
10/17/2019	ANTHEM DPP 10/2019	(40.00)	215	Anthem Admin	2019
10/17/2019	ANTHEM OUT OF STATE FEES MGARA 08/2019	(4,672.50)	215	Anthem Admin	2019
10/22/2019	ANTHEM ASO FEES - COBRA 09/2019	46,902.80	216	Wage Works Admin	2019
10/10/2019	KDE SEPT 2019 ASO FEE PMT	(45,500.00)	216	Wage Works Admin	2019
10/17/2019	COBRA ADMIN FEES 9/2019 - WW	(398,678.00)	216	Wage Works Admin	2019
10/17/2019	ADMIN FEES 9/2019-WW	(78,653.30)	217	MDX Medical Admin - Compass Choice	2019
10/21/2019	MDX/COMPASS - SMARTSHOPPER ADMIN 10-2019	(9,254,303.00)	310	Pharmacy Claims - CVS	2019
10/2/2019	CAREMARK CLAIMS	(9,012,137.43)	310	Pharmacy Claims - CVS	2019
10/3/2019	CAREMARK CLAIMS	66,015.50	310	Pharmacy Claims - CVS	2019
10/3/2019	CAREMARK CLAIMS	(9,878,841.27)	310	Pharmacy Claims - CVS	2019
10/9/2019	CAREMARK CLAIMS	(11,568,826.99)	310	Pharmacy Claims - CVS	2019
10/17/2019	CAREMARK CLAIMS	(11,733,202.96)	310	Pharmacy Claims - CVS	2019
10/25/2019	CAREMARK CLAIMS	(101,681.70)	311	CVS Admin	2019
10/2/2019	CVS CAREMARK 9/8/2019-9/15/2019	(116,558.45)	311	CVS Admin	2019
10/3/2019	CVS CAREMARK 9/16/2019-9/23/2019	(95,909.94)	311	CVS Admin	2019
10/9/2019	CVS CAREMARK 08/2019 DRUG SAVING REVIEW	(10,489.04)	311	CVS Admin	2019
10/9/2019	CVS CAREMARK 08/2019 ENHANCED SFTY MONITORING	(110,134.92)	311	CVS Admin	2019
10/9/2019	CVS CAREMARK 08/2019 PHARM COUNSELING	(36,050.00)	311	CVS Admin	2019
10/9/2019	CVS CAREMARK 08/2019 APPEALS	(78,930.00)	311	CVS Admin	2019
10/9/2019	CVS CAREMARK 08/2019 PRIOR AUTHORIZATION	(150.00)	311	CVS Admin	2019
10/9/2019	CVS CAREMARK PER DIEM FEE 9/2019	17,042.94	311	CVS Admin	2019
10/9/2019	CVS CAREMARK RX AUDIT ADJUSTMENT 9/24/2019 - 9/30/2019	(99,966.00)	311	CVS Admin	2019
10/9/2019	CVS CAREMARK 9/24/2019-9/30/2019	(100,557.70)	311	CVS Admin	2019
10/17/2019	CVS CAREMARK 10/1/2019-10/7/2019	(88,529.45)	311	CVS Admin	2019
10/22/2019	CVS CAREMARK 9/1/2019-9/7/2019	(115,151.30)	311	CVS Admin	2019
10/29/2019	CVS CAREMARK 10/8/2019-10/15/2019	(10.00)	501	Operating Transfer/Exp & Adj	2019
10/7/2019	TREASURY CHECK CANCELLATION AND REALLOCATION FEE	(1,022.08)	501	Operating Transfer/Exp & Adj	2019
10/15/2019	ISS FACILITY SERVICES CLINIC JANITORIAL SERVICES ANNEX, CHR, TCOB, & 300 BLDG 8/2019				

Kentucky Employees' Health Plan – Status Report
4th Quarter, 2019
Attachment A – Transaction Report
Page A-6

Date	Description	Amount	LRC Code	LRC Description	Plan Year
10/23/2019	ISS FACILITY SERVICES CLINIC JANITORIAL SERVICES ANNEX, CHR, TCOB, & 300 BLDG 9/2019	(1,022.08)	501	Operating Transfer/Exp & Adj	2019
10/29/2019	ISS FACILITY SERVICES CLINIC JANITORIAL SERVICES L&N BLDG 7/2019	(725.00)	501	Operating Transfer/Exp & Adj	2019
10/29/2019	ISS FACILITY SERVICES CLINIC JANITORIAL SERVICES L&N BLDG 9/2019	(725.00)	501	Operating Transfer/Exp & Adj	2019
10/29/2019	ISS FACILITY SERVICES CLINIC JANITORIAL SERVICES L&N BLDG 8/2019	(725.00)	501	Operating Transfer/Exp & Adj	2019
10/21/2019	ALIGHT SEP 2019 - DEP ELIGIBILITY ONGOING AUDIT	(3,097.00)	501	Operating Transfer/Exp & Adj	2019
10/23/2019	RETHINK 11/2019	(88,184.00)	501	Operating Transfer/Exp & Adj	2019
October Activity		(\$6,301,555.72)			
Ending Balance		\$509,997,943.79			

October Account Summary		
101	Premiums	135,850,302.90
102	HRA Waiver Contribution	4,036,287.50
110	Interest Income	817,970.18
120	Drug Rebates - Express Scripts	0.00
121	Drug Rebates - CVS	34,137,313.03
130	Transfers From other plan year(s)	0.00
201	Medical Claims - Humana	0.00
210	Medical Claims - Anthem	(117,030,322.45)
202	Humana Admin	(978,815.99)
203	HRA Embedded Claims - Humana	0.00
213	HRA Embedded Claims - Wage Works	(3,430,993.36)
204	HRA Waiver Claims - Humana	0.00
214	HRA Waiver Claims - Wage Works	(2,855,649.02)
215	Anthem Admin	(3,958,911.16)
216	Wage Works Admin	(397,275.20)
217	MDX Medical Admin - Compass Choice	(78,653.30)
301	Pharmacy Claims - Express Scripts	0.00
310	Pharmacy Claims - CVS	(51,380,233.13)
302	Express Scripts Admin	0.00
311	CVS Admin	(937,065.56)
500	Transfers To other plan year(s)	0.00
501	Operating Transfer/ Exp & Adj	(95,510.16)
October Activity		(\$6,301,555.72)

Kentucky Employees' Health Plan – Status Report
4th Quarter, 2019
Attachment A – Transaction Report
Page A-7

NOVEMBER 2019 COMBINED TRANSACTION REPORT

Date	Description	Amount	LRC Code	LRC Description	Plan Year
November-19	Beginning Balance	\$509,997,943.79			
11/4/2019	MEDICAL CLAIMS- ANTHEM	190.84	210	Medical Claims - Anthem	2016
11/12/2019	MEDICAL CLAIMS- ANTHEM	8,110.12	210	Medical Claims - Anthem	2016
11/18/2019	MEDICAL CLAIMS- ANTHEM	180.76	210	Medical Claims - Anthem	2016
11/25/2019	MEDICAL CLAIMS- ANTHEM	116,124.71	210	Medical Claims - Anthem	2016
11/20/2019	CAREMARK CLAIMS	505.01	310	Pharmacy Claims - CVS	2016
11/26/2019	CAREMARK CLAIMS	(1,261.53)	310	Pharmacy Claims - CVS	2016
11/4/2019	MEDICAL CLAIMS- ANTHEM	(119,381.24)	210	Medical Claims - Anthem	2017
11/12/2019	MEDICAL CLAIMS- ANTHEM	(4.72)	210	Medical Claims - Anthem	2017
11/18/2019	MEDICAL CLAIMS- ANTHEM	23,869.10	210	Medical Claims - Anthem	2017
11/25/2019	MEDICAL CLAIMS- ANTHEM	(21,258.33)	210	Medical Claims - Anthem	2017
11/12/2019	CAREMARK CLAIMS	(4.65)	310	Pharmacy Claims - CVS	2017
11/20/2019	CAREMARK CLAIMS	(14.49)	310	Pharmacy Claims - CVS	2017
11/26/2019	CAREMARK CLAIMS	(15,599.21)	310	Pharmacy Claims - CVS	2017
11/4/2019	MEDICAL CLAIMS- ANTHEM	(90,918.99)	210	Medical Claims - Anthem	2018
11/12/2019	MEDICAL CLAIMS- ANTHEM	(60,029.24)	210	Medical Claims - Anthem	2018
11/18/2019	MEDICAL CLAIMS- ANTHEM	(126,559.78)	210	Medical Claims - Anthem	2018
11/25/2019	MEDICAL CLAIMS- ANTHEM	(108,335.11)	210	Medical Claims - Anthem	2018
10/31/2019	HRA CLAIM PAYMENTS (HRA D&V)- WW	(57.60)	214	HRA Waiver Claims - Wage Works	2018
11/4/2019	CAREMARK CLAIMS	77.69	310	Pharmacy Claims - CVS	2018
11/12/2019	CAREMARK CLAIMS	(4.50)	310	Pharmacy Claims - CVS	2018
11/20/2019	CAREMARK CLAIMS	169.38	310	Pharmacy Claims - CVS	2018
11/26/2019	CAREMARK CLAIMS	(4,077.73)	310	Pharmacy Claims - CVS	2018
11/12/2019	UPPS PAYROLL	12,722,899.47	101	Premiums	2019
11/22/2019	UPPS PAYROLL	12,770,056.53	101	Premiums	2019
11/5/2019	UPPS PAYROLL	(175.00)	101	Premiums	2019
11/5/2019	UPPS PAYROLL	1,482.20	101	Premiums	2019
11/18/2019	UPPS PAYROLL	(607.08)	101	Premiums	2019
11/26/2019	UPPS PAYROLL	14,788.70	101	Premiums	2019
10/31/2019	EPAY-HEALTH PREMIUMS 2019	926,010.22	101	Premiums	2019
11/6/2019	JEFFERSON CO BOE OCT 2019 HEALTH INS PREM	1,646,204.09	101	Premiums	2019
10/31/2019	HEALTH PREMIUMS 2019	38,128.33	101	Premiums	2019
11/1/2019	HEALTH PREMIUMS 2019	16,474.98	101	Premiums	2019
11/4/2019	EPAY-HEALTH PREMIUMS 2019	1,542,875.52	101	Premiums	2019
11/4/2019	EPAY-HEALTH PREMIUMS 2019	1,434,973.61	101	Premiums	2019
11/4/2019	EPAY-HEALTH PREMIUMS 2019	715,527.54	101	Premiums	2019
11/4/2019	HEALTH PREMIUMS 2019	41,938.02	101	Premiums	2019
11/6/2019	EPAY-HEALTH PREMIUMS 2019	1,747,626.11	101	Premiums	2019
11/7/2019	EPAY-HEALTH PREMIUMS 2019	711,121.11	101	Premiums	2019
11/7/2019	HEALTH PREMIUMS 2019	47,760.81	101	Premiums	2019
11/8/2019	EPAY-HEALTH PREMIUMS 2019	272,366.69	101	Premiums	2019
11/12/2019	EPAY-HEALTH PREMIUMS 2019	173,020.61	101	Premiums	2019
11/12/2019	EPAY-HEALTH PREMIUMS 2019	618,470.89	101	Premiums	2019
11/13/2019	EPAY-HEALTH PREMIUMS 2019	793,788.17	101	Premiums	2019
11/14/2019	KCTCS PREMIUM PAYMENT OCT 2019	112,998.24	101	Premiums	2019
11/14/2019	KCTCS PREMIUM PAYMENT OCT 2019	3,141,071.45	101	Premiums	2019
11/14/2019	HEALTH PREMIUMS 2019	56,338.35	101	Premiums	2019
11/14/2019	HEALTH PREMIUMS 2019	651.89	101	Premiums	2019
11/14/2019	EPAY-HEALTH PREMIUMS 2019	255,330.97	101	Premiums	2019
11/15/2019	EPAY-HEALTH PREMIUMS 2019	188,875.60	101	Premiums	2019
11/18/2019	EPAY-HEALTH PREMIUMS 2019	512,297.78	101	Premiums	2019
11/18/2019	EPAY-HEALTH PREMIUMS 2019	248,299.19	101	Premiums	2019
11/18/2019	EPAY-HEALTH PREMIUMS 2019	4,684.96	101	Premiums	2019

Kentucky Employees' Health Plan – Status Report
4th Quarter, 2019
Attachment A – Transaction Report
Page A-8

Date	Description	Amount	LRC Code	LRC Description	Plan Year
11/20/2019	JUDICIAL RETIREMENT 11/19	3,850.60	101	Premiums	2019
11/20/2019	JUDICIAL RETIREMENT 11/19	81,195.42	101	Premiums	2019
11/20/2019	LEGISLATIVE RETIREMENT 11/19	3,081.16	101	Premiums	2019
11/20/2019	LEGISLATIVE RETIREMENT 11/19	24,479.58	101	Premiums	2019
11/20/2019	EPAY-HEALTH PREMIUMS 2019	269,023.98	101	Premiums	2019
11/21/2019	HEALTH PREMIUMS 2019	2,369.88	101	Premiums	2019
11/21/2019	EPAY-HEALTH PREMIUMS 2019	531,074.71	101	Premiums	2019
11/22/2019	EPAY-HEALTH PREMIUMS 2019	270,390.96	101	Premiums	2019
11/25/2019	EPAY-HEALTH PREMIUMS 2019	453,989.39	101	Premiums	2019
11/25/2019	EPAY-HEALTH PREMIUMS 2019	940,268.53	101	Premiums	2019
11/26/2019	EPAY-HEALTH PREMIUMS 2019	4,316.40	101	Premiums	2019
11/26/2019	EPAY-HEALTH PREMIUMS 2019	33,567.96	101	Premiums	2019
11/5/2019	HLTH INS REFUND	(82.38)	101	Premiums	2019
11/5/2019	HLTH INS REFUND	(82.38)	101	Premiums	2019
11/5/2019	HLTH INS REFUND	(41.19)	101	Premiums	2019
11/5/2019	HLTH INS REFUND	(358.12)	101	Premiums	2019
11/5/2019	HLTH INS REFUND	(89.42)	101	Premiums	2019
11/5/2019	HLTH INS REFUND	(80.32)	101	Premiums	2019
11/5/2019	HLTH INS REFUND	(49.42)	101	Premiums	2019
11/5/2019	HLTH INS REFUND	(69.14)	101	Premiums	2019
11/1/2019	KDE PREMIUMS OCT 2019	59,436,058.07	101	Premiums	2019
11/8/2019	KRS 11/19 HEALTH PREMIUMS	23,105,660.27	101	Premiums	2019
11/22/2019	KTRS 11/19 PREMIUMS	8,913,799.31	101	Premiums	2019
11/12/2019	UPPS PAYROLL	313,337.50	102	HRA Waiver Contribution	2019
11/22/2019	UPPS PAYROLL	313,337.50	102	HRA Waiver Contribution	2019
11/5/2019	UPPS PAYROLL	87.50	102	HRA Waiver Contribution	2019
11/5/2019	UPPS PAYROLL	175.00	102	HRA Waiver Contribution	2019
11/26/2019	UPPS PAYROLL	350.00	102	HRA Waiver Contribution	2019
10/31/2019	EPAY-HRA D&V PREMIUMS 2019	1,400.00	102	HRA Waiver Contribution	2019
10/31/2019	EPAY-HRA WAIVER PREMIUMS 2019	1,575.00	102	HRA Waiver Contribution	2019
11/4/2019	EPAY-HRA D&V PREMIUMS 2019	654.62	102	HRA Waiver Contribution	2019
11/4/2019	EPAY-HRA WAIVER PREMIUMS 2019	3,675.00	102	HRA Waiver Contribution	2019
11/4/2019	EPAY-HRA D&V PREMIUMS 2019	612.50	102	HRA Waiver Contribution	2019
11/4/2019	EPAY-HRA WAIVER PREMIUMS 2019	1,400.00	102	HRA Waiver Contribution	2019
11/6/2019	EPAY-HRA WAIVER PREMIUMS 2019	350.00	102	HRA Waiver Contribution	2019
11/6/2019	EPAY-HRA D&V PREMIUMS 2019	525.00	102	HRA Waiver Contribution	2019
11/13/2019	EPAY-HRA WAIVER PREMIUMS 2019	175.00	102	HRA Waiver Contribution	2019
11/14/2019	EPAY-HRA WAIVER PREMIUMS 2019	175.00	102	HRA Waiver Contribution	2019
11/15/2019	EPAY-HRA WAIVER PREMIUMS 2019	1,400.00	102	HRA Waiver Contribution	2019
11/18/2019	EPAY-HRA D&V PREMIUMS 2019	350.00	102	HRA Waiver Contribution	2019
11/18/2019	EPAY-HRA WAIVER PREMIUMS 2019	1,925.00	102	HRA Waiver Contribution	2019
11/18/2019	EPAY-HRA WAIVER PREMIUMS 2019	175.00	102	HRA Waiver Contribution	2019
11/20/2019	EPAY-HRA WAIVER PREMIUMS 2019	525.00	102	HRA Waiver Contribution	2019
11/20/2009	EPAY-HRA D&V PREMIUMS 2019	175.00	102	HRA Waiver Contribution	2019
11/21/2019	EPAY-HRA D&V PREMIUMS 2019	2,100.00	102	HRA Waiver Contribution	2019
11/21/2019	EPAY-HRA WAIVER PREMIUMS 2019	3,150.00	102	HRA Waiver Contribution	2019
11/26/2019	EPAY-HRA WAIVER PREMIUMS 2019	525.00	102	HRA Waiver Contribution	2019
11/26/2019	EPAY-HRA D&V PREMIUMS 2019	700.00	102	HRA Waiver Contribution	2019
11/27/2019	KDE HRA D&V NOV 2019	1,009,408.28	102	HRA Waiver Contribution	2019
11/27/2019	KDE HRA WAIVER NOV 2019	2,440,938.70	102	HRA Waiver Contribution	2019
11/5/2019	EARNED INTEREST INCOME NOVEMBER	817,970.18	110	Interest Income	2019
11/6/2019	EARNED INTEREST INCOME NOVEMBER	(817,970.18)	110	Interest Income	2019
12/3/2019	EARNED INTEREST INCOME NOVEMBER	696,539.10	110	Interest Income	2019
11/4/2019	HUMANA VITALITY GO 365 ASO FEES 10/2019	(514,825.85)	202	Humana Admin	2019

Kentucky Employees' Health Plan – Status Report
4th Quarter, 2019
Attachment A – Transaction Report
Page A-9

Date	Description	Amount	LRC Code	LRC Description	Plan Year
11/4/2019	HUMANA VITALITY GO 365 REWARDS 10/2019	(450,285.00)	202	Humana Admin	2019
11/4/2019	HUMANA VITALITY REWARD 3rd QTR 2019 TRUE UP	(686,692.50)	202	Humana Admin	2019
11/4/2019	HUMANA OFFSITE BIOMETRIC SCREENING 10/2019	(2,332.00)	202	Humana Admin	2019
11/4/2019	HUMANA HD BIOMETRIC SCREENING 10/2019	(118,900.00)	202	Humana Admin	2019
11/1/2019	MDX/COMPASS INCENTIVES 09-2019	(36,010.00)	210	Medical Claims - Anthem	2019
11/4/2019	MEDICAL CLAIMS- ANTHEM	(24,284,032.38)	210	Medical Claims - Anthem	2019
11/12/2019	MEDICAL CLAIMS- ANTHEM	(25,839,785.94)	210	Medical Claims - Anthem	2019
11/18/2019	MEDICAL CLAIMS- ANTHEM	(23,321,447.04)	210	Medical Claims - Anthem	2019
11/25/2019	MEDICAL CLAIMS- ANTHEM	(23,482,081.37)	210	Medical Claims - Anthem	2019
11/26/2019	MDX/COMPASS INCENTIVES 10-2019	(38,790.00)	210	Medical Claims - Anthem	2019
11/26/2019	PREMISE HEALTH - 10/2019	(109,750.65)	210	Medical Claims - Anthem	2019
11/22/2019	WW- RECOVERIES - EMBEDDED HRA	5,489.75	213	HRA Embedded Claims - Wage Works	2019
10/31/2019	HRA CLAIM PAYMENTS (HRA EMBEDDED) - WW	(148,114.50)	213	HRA Embedded Claims - Wage Works	2019
11/1/2019	HRA CLAIM PAYMENTS (HRA EMBEDDED) - WW	(145,775.65)	213	HRA Embedded Claims - Wage Works	2019
11/4/2019	HRA CLAIM PAYMENTS (HRA EMBEDDED) - WW	(280,954.67)	213	HRA Embedded Claims - Wage Works	2019
11/5/2019	HRA CLAIM PAYMENTS (HRA EMBEDDED) - WW	(69,172.84)	213	HRA Embedded Claims - Wage Works	2019
11/6/2019	HRA CLAIM PAYMENTS (HRA EMBEDDED) - WW	(126,975.69)	213	HRA Embedded Claims - Wage Works	2019
11/7/2019	HRA CLAIM PAYMENTS (HRA EMBEDDED) - WW	(186,915.02)	213	HRA Embedded Claims - Wage Works	2019
11/8/2019	HRA CLAIM PAYMENTS (HRA EMBEDDED) - WW	(140,142.76)	213	HRA Embedded Claims - Wage Works	2019
11/12/2019	HRA CLAIM PAYMENTS (HRA EMBEDDED) - WW	(339,413.71)	213	HRA Embedded Claims - Wage Works	2019
11/13/2019	HRA CLAIM PAYMENTS (HRA EMBEDDED) - WW	(116,830.83)	213	HRA Embedded Claims - Wage Works	2019
11/14/2019	HRA CLAIM PAYMENTS (HRA EMBEDDED) - WW	(165,990.18)	213	HRA Embedded Claims - Wage Works	2019
11/15/2019	HRA CLAIM PAYMENTS (HRA EMBEDDED) - WW	(146,678.84)	213	HRA Embedded Claims - Wage Works	2019
11/18/2019	HRA CLAIM PAYMENTS (HRA EMBEDDED) - WW	(286,611.01)	213	HRA Embedded Claims - Wage Works	2019
11/19/2019	HRA CLAIM PAYMENTS (HRA EMBEDDED) - WW	(63,881.12)	213	HRA Embedded Claims - Wage Works	2019
11/20/2019	HRA CLAIM PAYMENTS (HRA EMBEDDED) - WW	(134,214.50)	213	HRA Embedded Claims - Wage Works	2019
11/21/2019	HRA CLAIM PAYMENTS (HRA EMBEDDED) - WW	(137,643.94)	213	HRA Embedded Claims - Wage Works	2019
11/22/2019	HRA CLAIM PAYMENTS (HRA EMBEDDED) - WW	(122,027.83)	213	HRA Embedded Claims - Wage Works	2019
11/25/2019	HRA CLAIM PAYMENTS (HRA EMBEDDED) - WW	(283,896.50)	213	HRA Embedded Claims - Wage Works	2019
11/26/2019	HRA CLAIM PAYMENTS (HRA EMBEDDED) - WW	(47,708.15)	213	HRA Embedded Claims - Wage Works	2019
11/22/2019	WW- RECOVERIES - WAIVER D/V HRA	1,397.92	214	HRA Waiver Claims - Wage Works	2019
11/22/2019	WW- RECOVERIES - WAIVER HRA	8,631.17	214	HRA Waiver Claims - Wage Works	2019
10/31/2019	HRA CLAIM PAYMENTS (HRA D&V)- WW	(29,359.47)	214	HRA Waiver Claims - Wage Works	2019
10/31/2019	HRA CLAIM PAYMENTS (HRA WAIVER)- WW	(87,090.37)	214	HRA Waiver Claims - Wage Works	2019
11/1/2019	HRA CLAIM PAYMENTS (HRA D&V)- WW	(22,688.58)	214	HRA Waiver Claims - Wage Works	2019
11/1/2019	HRA CLAIM PAYMENTS (HRA WAIVER)- WW	(96,546.82)	214	HRA Waiver Claims - Wage Works	2019
11/4/2019	HRA CLAIM PAYMENTS (HRA WAIVER)- WW	(180,609.27)	214	HRA Waiver Claims - Wage Works	2019
11/4/2019	HRA CLAIM PAYMENTS (HRA D&V)- WW	(51,709.22)	214	HRA Waiver Claims - Wage Works	2019
11/5/2019	HRA CLAIM PAYMENTS (HRA WAIVER)- WW	(41,061.23)	214	HRA Waiver Claims - Wage Works	2019
11/5/2019	HRA CLAIM PAYMENTS (HRA D&V)- WW	(9,301.67)	214	HRA Waiver Claims - Wage Works	2019
11/6/2019	HRA CLAIM PAYMENTS (HRA WAIVER)- WW	(83,840.86)	214	HRA Waiver Claims - Wage Works	2019

Kentucky Employees' Health Plan – Status Report
4th Quarter, 2019
Attachment A – Transaction Report
Page A-10

Date	Description	Amount	LRC Code	LRC Description	Plan Year
11/6/2019	HRA CLAIM PAYMENTS (HRA D&V)- WW	(25,478.99)	214	HRA Waiver Claims - Wage Works	2019
11/7/2019	HRA CLAIM PAYMENTS (HRA D&V)- WW	(50,837.67)	214	HRA Waiver Claims - Wage Works	2019
11/7/2019	HRA CLAIM PAYMENTS (HRA WAIVER)- WW	(144,752.39)	214	HRA Waiver Claims - Wage Works	2019
11/8/2019	HRA CLAIM PAYMENTS (HRA WAIVER)- WW	(84,821.18)	214	HRA Waiver Claims - Wage Works	2019
11/8/2019	HRA CLAIM PAYMENTS (HRA D&V)- WW	(31,794.38)	214	HRA Waiver Claims - Wage Works	2019
11/12/2019	HRA CLAIM PAYMENTS (HRA WAIVER)- WW	(223,385.50)	214	HRA Waiver Claims - Wage Works	2019
11/12/2019	HRA CLAIM PAYMENTS (HRA D&V)- WW	(50,709.16)	214	HRA Waiver Claims - Wage Works	2019
11/13/2019	HRA CLAIM PAYMENTS (HRA WAIVER)- WW	(66,683.46)	214	HRA Waiver Claims - Wage Works	2019
11/13/2019	HRA CLAIM PAYMENTS (HRA D&V)- WW	(27,002.35)	214	HRA Waiver Claims - Wage Works	2019
11/14/2019	HRA CLAIM PAYMENTS (HRA D&V)- WW	(34,768.69)	214	HRA Waiver Claims - Wage Works	2019
11/14/2019	HRA CLAIM PAYMENTS (HRA WAIVER)- WW	(101,011.39)	214	HRA Waiver Claims - Wage Works	2019
11/15/2019	HRA CLAIM PAYMENTS (HRA D&V)- WW	(22,022.61)	214	HRA Waiver Claims - Wage Works	2019
11/15/2019	HRA CLAIM PAYMENTS (HRA WAIVER)- WW	(97,582.51)	214	HRA Waiver Claims - Wage Works	2019
11/18/2019	HRA CLAIM PAYMENTS (HRA WAIVER)- WW	(182,365.56)	214	HRA Waiver Claims - Wage Works	2019
11/18/2019	HRA CLAIM PAYMENTS (HRA D&V)- WW	(46,285.55)	214	HRA Waiver Claims - Wage Works	2019
11/19/2019	HRA CLAIM PAYMENTS (HRA D&V)- WW	(4,987.28)	214	HRA Waiver Claims - Wage Works	2019
11/19/2019	HRA CLAIM PAYMENTS (HRA WAIVER)- WW	(38,395.44)	214	HRA Waiver Claims - Wage Works	2019
11/20/2019	HRA CLAIM PAYMENTS (HRA D&V)- WW	(29,357.30)	214	HRA Waiver Claims - Wage Works	2019
11/20/2019	HRA CLAIM PAYMENTS (HRA WAIVER)- WW	(89,259.53)	214	HRA Waiver Claims - Wage Works	2019
11/21/2019	HRA CLAIM PAYMENTS (HRA WAIVER)- WW	(87,293.37)	214	HRA Waiver Claims - Wage Works	2019
11/21/2019	HRA CLAIM PAYMENTS (HRA D&V)- WW	(30,495.91)	214	HRA Waiver Claims - Wage Works	2019
11/22/2019	HRA CLAIM PAYMENTS (HRA WAIVER)- WW	(85,993.80)	214	HRA Waiver Claims - Wage Works	2019
11/22/2019	HRA CLAIM PAYMENTS (HRA D&V)- WW	(18,995.79)	214	HRA Waiver Claims - Wage Works	2019
11/25/2019	HRA CLAIM PAYMENTS (HRA D&V)- WW	(53,083.77)	214	HRA Waiver Claims - Wage Works	2019
11/25/2019	HRA CLAIM PAYMENTS (HRA WAIVER)- WW	(177,399.33)	214	HRA Waiver Claims - Wage Works	2019
11/26/2019	HRA CLAIM PAYMENTS (HRA D&V)- WW	(6,347.57)	214	HRA Waiver Claims - Wage Works	2019
11/26/2019	HRA CLAIM PAYMENTS (HRA WAIVER)- WW	(35,069.74)	214	HRA Waiver Claims - Wage Works	2019
11/6/2019	ANTHEM OUT OF STATE FEES MGARA 09/2019 AK Vaccine 3rd QTR 2019	(45.83)	215	Anthem Admin	2019
11/6/2019	ANTHEM OUT OF STATE FEES ME Vaccine NY HCRA 09/2019	(51.15)	215	Anthem Admin	2019
11/20/2019	ANTHEM ASO FEES - COBRA 10/2019	(4,436.25)	215	Anthem Admin	2019
11/21/2019	ANTHEM OUT OF STATE FEES RI 3QTR 2019	(9.54)	215	Anthem Admin	2019
11/26/2019	ANTHEM MICHIGAN HEALTH INS CLAIMS CREDIT 6/2018-03/2019	184.22	215	Anthem Admin	2019
11/26/2019	ANTHEM ASO FEES 11/2019	(3,942,645.00)	215	Anthem Admin	2019
11/21/2019	KDE OCT 2019 ASO FEE PMT	47,250.00	216	Wage Works Admin	2019
11/14/2019	ADMIN FEE 10/2019-WW	(409,337.60)	216	Wage Works Admin	2019
11/27/2019	MDX/COMPASS - SMARTSHOPPER ADMIN 11- 2019	(78,700.60)	217	MDX Medical Admin - Compass Choice	2019
11/4/2019	CAREMARK CLAIMS	(11,232,351.73)	310	Pharmacy Claims - CVS	2019
11/12/2019	CAREMARK CLAIMS	(9,957,510.82)	310	Pharmacy Claims - CVS	2019
11/20/2019	CAREMARK CLAIMS	(11,357,410.71)	310	Pharmacy Claims - CVS	2019
11/26/2019	CAREMARK CLAIMS	(10,800,798.99)	310	Pharmacy Claims - CVS	2019
11/7/2019	KNOW YOUR RX COALITION 7/2019-9/2019	(112,500.00)	311	CVS Admin	2019
11/6/2019	CVS CAREMARK 10/16/2019-10/23/2019	(117,742.60)	311	CVS Admin	2019
11/21/2019	CVS CAREMARK BRIDGE SUPPLY 06/19/2019- 09/30/2019	(51.83)	311	CVS Admin	2019
11/21/2019	CVS CAREMARK 09/2019 ENHANCED SFTY MONITORING	(10,459.48)	311	CVS Admin	2019
11/21/2019	CVS CAREMARK 09/2019 PHARM COUNSELING	(109,824.54)	311	CVS Admin	2019
11/21/2019	CVS CAREMARK 09/2019 APPEALS	(27,070.00)	311	CVS Admin	2019
11/21/2019	CVS CAREMARK 09/2019 PRIOR AUTHORIZATION	(67,740.00)	311	CVS Admin	2019
11/21/2019	CVS CAREMARK 09/2019 DRUG SAVING REVIEW	(92,179.08)	311	CVS Admin	2019
11/21/2019	CVS CAREMARK 10/24/2019-0/31/2019	(94,361.33)	311	CVS Admin	2019

Kentucky Employees' Health Plan – Status Report
4th Quarter, 2019
Attachment A – Transaction Report
Page A-11

Date	Description	Amount	LRC Code	LRC Description	Plan Year
11/21/2019	CVS CAREMARK NURSING SERVICES 10/2019	(6,040.00)	311	CVS Admin	2019
11/26/2019	CVS CAREMARK 11/1/2019-11/7/2019	(101,506.90)	311	CVS Admin	2019
11/26/2019	CVS CAREMARK 11/8/2019-11/15/2019	(114,932.35)	311	CVS Admin	2019
11/26/2019	ISS FACILITY SERVICES CLINIC JANITORIAL SERVICES L&N BLDG 10/2019	(725.00)	501	Operating Transfer/Exp & Adj	
11/26/2019	ISS FACILITY SERVICES CLINIC JANITORIAL SERVICES ANNEX, CHR, TCOB, 300 BLDG, & 500 MERO 10/2019	(1,277.60)	501	Operating Transfer/Exp & Adj	2019
11/6/2019	KY INTERACTIVE-CONSULTING OCTOBER 2019	(266.35)	501	Operating Transfer/Exp & Adj	2019
11/26/2019	RETHINK 12/2019	(88,184.00)	501	Operating Transfer/Exp & Adj	2019
	November Activity	(13,716,459.41)			
	Ending Balance	\$496,281,484.38			

November Account Summary		
101	Premiums	134,827,553.80
102	HRA Waiver Contribution	4,099,201.60
110	Interest Income	696,539.10
120	Drug Rebates - Express Scripts	0.00
121	Drug Rebates - CVS	0.00
130	Transfers From other plan year(s)	0.00
201	Medical Claims - Humana	(97,489,909.26)
210	Medical Claims - Anthem	(1,773,035.35)
202	Humana Admin	0.00
203	HRA Embedded Claims - Humana	(2,937,457.99)
213	HRA Embedded Claims - Wage Works	0.00
204	HRA Waiver Claims - Humana	(2,438,416.22)
214	HRA Waiver Claims - Wage Works	(3,947,003.55)
215	Anthem Admin	(362,087.60)
216	Wage Works Admin	(78,700.60)
217	MDX Medical Admin - Compass Choice	0.00
301	Pharmacy Claims - Express Scripts	(43,368,282.28)
310	Pharmacy Claims - CVS	0.00
302	Express Scripts Admin	(854,408.11)
311	CVS Admin	0.00
500	Transfers To other plan year(s)	(90,452.95)
501	Operating Transfer/ Exp & Adj	(13,716,459.41)
	November Activity	(13,716,459.41)

Kentucky Employees' Health Plan – Status Report
 4th Quarter, 2019
 Attachment A – Transaction Report
 Page A-12

DECEMBER 2019 COMBINED TRANSACTION REPORT

Date	Description	Amount	LRC Code	LRC Description	Plan Year
December-19	<u>Beginning Balance</u>	<u>\$496,281,484.38</u>			
12/30/2019	CAREMARK CLAIMS	1,455.02	310	Pharmacy Claims - CVS	
12/11/2019	MEDICAL CLAIMS- ANTHEM	(27,388.94)	210	Medical Claims - Anthem	2016
12/17/2019	MEDICAL CLAIMS- ANTHEM	(62,997.58)	210	Medical Claims - Anthem	2016
12/23/2019	MEDICAL CLAIMS- ANTHEM	1,073.04	210	Medical Claims - Anthem	2016
12/3/2019	CAREMARK CLAIMS	(221.46)	310	Pharmacy Claims - CVS	2016
12/18/2019	CAREMARK CLAIMS	(62.73)	310	Pharmacy Claims - CVS	2017
12/30/2019	CAREMARK CLAIMS	(424.20)	310	Pharmacy Claims - CVS	2017
12/2/2019	MEDICAL CLAIMS- ANTHEM	(7,015.94)	210	Medical Claims - Anthem	2017
12/11/2019	MEDICAL CLAIMS- ANTHEM	23,204.51	210	Medical Claims - Anthem	2017
12/17/2019	MEDICAL CLAIMS- ANTHEM	(44,115.38)	210	Medical Claims - Anthem	2017
12/23/2019	MEDICAL CLAIMS- ANTHEM	49,507.00	210	Medical Claims - Anthem	2017
12/30/2019	MEDICAL CLAIMS- ANTHEM	46,386.44	210	Medical Claims - Anthem	2017
12/3/2019	CAREMARK CLAIMS	(728.62)	310	Pharmacy Claims - CVS	2017
12/4/2019	HRA CLAIM PAYMENTS (HRA D&V)- WW	(40.00)	214	HRA Waiver Claims - Wage Works	2018
12/13/2019	CAREMARK CLAIMS	0.73	310	Pharmacy Claims - CVS	2018
12/18/2019	CAREMARK CLAIMS	(539.44)	310	Pharmacy Claims - CVS	2018
12/30/2019	CAREMARK CLAIMS	92.00	310	Pharmacy Claims - CVS	2018
12/2/2019	MEDICAL CLAIMS- ANTHEM	(470,093.16)	210	Medical Claims - Anthem	2018
12/4/2019	COBRA COMMUNICATION & POSTAGE FEES 10/19 WW	(4,211.90)	216	Wage Works Admin	2018
12/11/2019	MEDICAL CLAIMS- ANTHEM	172,243.55	210	Medical Claims - Anthem	2018
12/17/2019	MEDICAL CLAIMS- ANTHEM	(41,611.63)	210	Medical Claims - Anthem	2018
12/19/2019	COBRA COMMUNICATION & POSTAGE FEES 11/19 WW	(285.45)	216	Wage Works Admin	2018
12/23/2019	MEDICAL CLAIMS- ANTHEM	220,874.62	210	Medical Claims - Anthem	2018
12/30/2019	MEDICAL CLAIMS- ANTHEM	(104,660.43)	210	Medical Claims - Anthem	2018
1/3/2020	EARNED INTEREST INCOME DECEMBER	715,914.43	110	Interest Income	2018
12/9/2019	UPPS PAYROLL	316,400.00	102	HRA Waiver Contribution	2019
12/9/2019	UPPS PAYROLL	12,716,678.11	101	Premiums	2019
12/23/2019	UPPS PAYROLL	317,362.50	102	HRA Waiver Contribution	2019
12/23/2019	UPPS PAYROLL	12,774,077.73	101	Premiums	2019
12/2/2019	UPPS PAYROLL	87.50	102	HRA Waiver Contribution	2019
12/2/2019	UPPS PAYROLL	3,471.29	101	Premiums	2019
12/12/2019	UPPS PAYROLL	(87.50)	102	HRA Waiver Contribution	2019
12/12/2019	UPPS PAYROLL	5,485.19	101	Premiums	2019
12/16/2019	UPPS PAYROLL	87.50	102	HRA Waiver Contribution	2019
12/16/2019	UPPS PAYROLL	1,967.28	101	Premiums	2019
12/18/2019	UPPS PAYROLL	(312.09)	101	Premiums	2019
12/27/2019	UPPS PAYROLL	6,807.94	101	Premiums	2019
12/5/2019	HEALTH CLAIMS REFUND	15.00	210	Medical Claims - Anthem	2019
12/2/2019	EPAY-HRA WAIVER PREMIUMS 2019	525.00	102	HRA Waiver Contribution	2019
12/2/2019	EPAY-HEALTH PREMIUMS 2019	1,729,014.03	101	Premiums	2019
12/2/2019	EPAY-HRA D&V PREMIUMS 2019	875.00	102	HRA Waiver Contribution	2019
12/2/2019	EPAY-HRA WAIVER PREMIUMS 2019	1,225.00	102	HRA Waiver Contribution	2019
12/2/2019	EPAY-HEALTH PREMIUMS 2019	1,664,716.17	101	Premiums	2019
12/2/2019	EPAY-HRA D&V PREMIUMS 2019	1,050.00	102	HRA Waiver Contribution	2019
12/2/2019	EPAY-HRA WAIVER PREMIUMS 2019	2,800.00	102	HRA Waiver Contribution	2019
12/2/2019	EPAY-HEALTH PREMIUMS 2019	1,092,089.39	101	Premiums	2019
12/2/2019	EPAY-HRA WAIVER PREMIUMS 2019	175.00	102	HRA Waiver Contribution	2019
12/2/2019	EPAY-HEALTH PREMIUMS 2019	139,734.24	101	Premiums	2019
12/3/2019	EPAY-HRA WAIVER PREMIUMS 2019	175.00	102	HRA Waiver Contribution	2019
12/3/2019	EPAY-HEALTH PREMIUMS 2019	80,158.27	101	Premiums	2019
12/4/2019	EPAY-HRA D&V PREMIUMS 2019	175.00	102	HRA Waiver Contribution	2019

Kentucky Employees' Health Plan – Status Report
4th Quarter, 2019
Attachment A – Transaction Report
Page A-13

Date	Description	Amount	LRC Code	LRC Description	Plan Year
12/4/2019	EPAY-HRA WAIVER PREMIUMS 2019	350.00	102	HRA Waiver Contribution	2019
12/4/2019	EPAY-HEALTH PREMIUMS 2019	912,772.35	101	Premiums	2019
12/5/2019	HEALTH PREMIUMS 2019	130,537.26	101	Premiums	2019
12/5/2019	EPAY-HEALTH PREMIUMS 2019	1,170,892.23	101	Premiums	2019
12/6/2019	EPAY-HRA WAIVER PREMIUMS 2019	175.00	102	HRA Waiver Contribution	2019
12/6/2019	EPAY-HEALTH PREMIUMS 2019	818,543.95	101	Premiums	2019
12/9/2019	HEALTH PREMIUMS 2019	51,006.67	101	Premiums	2019
12/11/2019	KCTCS PREMIUM PAYMENT NOV 2019	110,565.02	101	Premiums	2019
12/11/2019	KCTCS PREMIUM PAYMENT NOV 2019	3,148,890.31	101	Premiums	2019
12/9/2019	EPAY-HRA D&V PREMIUMS 2019	175.00	102	HRA Waiver Contribution	2019
12/9/2019	EPAY-HRA WAIVER PREMIUMS 2019	1,225.00	102	HRA Waiver Contribution	2019
12/9/2019	EPAY-HEALTH PREMIUMS 2019	840,392.04	101	Premiums	2019
12/9/2019	EPAY-HEALTH PREMIUMS 2019	107,465.48	101	Premiums	2019
12/9/2019	EPAY-HEALTH PREMIUMS 2019	350.00	102	HRA Waiver Contribution	2019
12/11/2019	EPAY-HRA D&V PREMIUMS 2019	2,625.00	102	HRA Waiver Contribution	2019
12/11/2019	EPAY-HRA WAIVER PREMIUMS 2019	720,044.11	101	Premiums	2019
12/11/2019	EPAY-HEALTH PREMIUMS 2019	1,651,958.72	101	Premiums	2019
12/11/2019	JEFFERSON CO BOE NOV 2019 HEALH INS PREM	144,918.51	101	Premiums	2019
12/12/2019	HEALTH PREMIUMS 2019	19,107.53	101	Premiums	2019
12/12/2019	EPAY-HEALTH PREMIUMS 2019	857,054.64	101	Premiums	2019
12/13/2019	EPAY-HEALTH PREMIUMS 2019	350.00	102	HRA Waiver Contribution	2019
12/16/2019	EPAY-HRA WAIVER PREMIUMS 2019	334,769.84	101	Premiums	2019
12/16/2019	EPAY-HEALTH PREMIUMS 2019	175.00	102	HRA Waiver Contribution	2019
12/16/2019	EPAY-HRA D&V PREMIUMS 2019	350.00	102	HRA Waiver Contribution	2019
12/16/2019	EPAY-HRA WAIVER PREMIUMS 2019	461,013.26	101	Premiums	2019
12/16/2019	EPAY-HEALTH PREMIUMS 2019	709.46	101	Premiums	2019
12/17/2019	EPAY-HEALTH PREMIUMS 2019	3,810.70	101	Premiums	2019
12/17/2019	EPAY-HEALTH PREMIUMS 2019	175.00	102	HRA Waiver Contribution	2019
12/18/2019	EPAY-HRA D&V PREMIUMS 2019	2,275.00	102	HRA Waiver Contribution	2019
12/18/2019	EPAY-HRA WAIVER PREMIUMS 2019	428,284.10	101	Premiums	2019
12/18/2019	EPAY-HEALTH PREMIUMS 2019	3,453.33	101	Premiums	2019
12/20/2019	JUDICIAL RETIREMENT 12/19	80,054.55	101	Premiums	2019
12/20/2019	JUDICIAL RETIREMENT 12/19	3,081.16	101	Premiums	2019
12/20/2019	LEGISLATIVE RETIREMENT 12/19	24,479.58	101	Premiums	2019
12/20/2019	LEGISLATIVE RETIREMENT 12/19	1,039.98	101	Premiums	2019
12/19/2019	HEALTH PREMIUMS 2019	700.00	102	HRA Waiver Contribution	2019
12/19/2019	EPAY-HRA WAIVER PREMIUMS 2019	460,408.22	101	Premiums	2019
12/19/2019	EPAY-HEALTH PREMIUMS 2019	350.00	102	HRA Waiver Contribution	2019
12/20/2019	EPAY-HRA WAIVER PREMIUMS 2019	566,064.52	101	Premiums	2019
12/20/2019	EPAY-HEALTH PREMIUMS 2019	175.00	102	HRA Waiver Contribution	2019
12/23/2019	EPAY-HRA D&V PREMIUMS 2019	504,546.73	101	Premiums	2019
12/23/2019	EPAY-HEALTH PREMIUMS 2019	932,752.32	101	Premiums	2019
12/27/2019	EPAY-HEALTH PREMIUMS 2019	24,965.10	101	Premiums	2019
12/27/2019	EPAY-HEALTH PREMIUMS 2019	1,050.00	102	HRA Waiver Contribution	2019
12/27/2019	EPAY-HRA D&V PREMIUMS 2019	1,925.00	102	HRA Waiver Contribution	2019
12/27/2019	EPAY-HRA WAIVER PREMIUMS 2019	1,041,325.65	101	Premiums	2019
12/27/2019	EPAY-HEALTH PREMIUMS 2019	109,075.26	101	Premiums	2019
12/27/2019	KCTCS PREMIUM PAYMENT DEC 2019	3,154,748.26	101	Premiums	2019
12/27/2019	KCTCS PREMIUM PAYMENT DEC 2019	175.00	102	HRA Waiver Contribution	2019
12/30/2019	EPAY-HRA D&V PREMIUMS 2019	350.00	102	HRA Waiver Contribution	2019
12/30/2019	EPAY-HRA WAIVER PREMIUMS 2019	692,628.01	101	Premiums	2019
12/30/2019	EPAY-HEALTH PREMIUMS 2019	350.00	102	HRA Waiver Contribution	2019
12/30/2019	EPAY-HRA D&V PREMIUMS 2019	1,400.00	102	HRA Waiver Contribution	2019
12/30/2019	EPAY-HRA WAIVER PREMIUMS 2019	1,578,855.37	101	Premiums	2019
12/30/2019	EPAY-HEALTH PREMIUMS 2019				

Kentucky Employees' Health Plan – Status Report
4th Quarter, 2019
Attachment A – Transaction Report
Page A-14

Date	Description	Amount	LRC Code	LRC Description	Plan Year
12/18/2019	ISS FACILITY SERVICES CLINIC JANITORIAL SERVICES L&N BLDG 11/2019	(725.00)	501	Operating Transfer/Exp & Adj	2019
12/18/2019	ISS FACILITY SERVICES CLINIC JANITORIAL SERVICES ANNEX, CHR, TCOB, 300 BLDG 11/2019	(1,022.08)	501	Operating Transfer/Exp & Adj	2019
12/19/2019	IBM POSTAGE FOR BENEFITS MENTOR LETTERS AND SELECTION OF ACTIVES, KRS, & TRS 10/1-10/31/19	(55,500.00)	501	Operating Transfer/Exp & Adj	2019
12/12/2019	HLTH INS REFUND	(179.06)	101	Premiums	2019
12/12/2019	HLTH INS REFUND	(130.03)	101	Premiums	2019
12/12/2019	HLTH INS REFUND	(117.24)	101	Premiums	2019
12/12/2019	HLTH INS REFUND	(53.50)	101	Premiums	2019
12/12/2019	HLTH INS REFUND	(197.34)	101	Premiums	2019
12/12/2019	HLTH INS REFUND	(82.38)	101	Premiums	2019
12/12/2019	HLTH INS REFUND	(24.71)	101	Premiums	2019
12/12/2019	HLTH INS REFUND	(82.38)	101	Premiums	2019
12/2/2019	KDE PREMIUMS NOV 2019	59,829,048.30	101	Premiums	2019
12/20/2019	KDE NOV 2019 ASO FEE PMT	47,311.60	216	Wage Works Admin	2019
12/11/2019	KRS 12/19 HEALTH PREMIUMS	23,247,024.24	101	Premiums	2019
12/26/2019	KTRS 12/19 PREMIUMS	8,790,187.31	101	Premiums	2019
12/18/2019	ADMINISTRATIVE TRANSFER TO 13CG	(1,210,326.05)	501	Operating Transfer/Exp & Adj	2019
12/2/2019	HRA CLAIM PAYMENTS (HRA EMBEDDED) - WW	(122,062.93)	213	HRA Embedded Claims - Wage Works	2019
12/2/2019	HRA CLAIM PAYMENTS (HRA WAIVER) - WW	(92,683.38)	214	HRA Waiver Claims - Wage Works	2019
12/2/2019	HRA CLAIM PAYMENTS (HRA D&V)- WW	(22,526.78)	214	HRA Waiver Claims - Wage Works	2019
12/2/2019	HRA CLAIM PAYMENTS (HRA EMBEDDED) - WW	(416,736.19)	213	HRA Embedded Claims - Wage Works	2019
12/2/2019	HRA CLAIM PAYMENTS (HRA WAIVER)- WW	(287,459.17)	214	HRA Waiver Claims - Wage Works	2019
12/2/2019	HRA CLAIM PAYMENTS (HRA D&V)- WW	(90,240.52)	214	HRA Waiver Claims - Wage Works	2019
12/3/2019	HRA CLAIM PAYMENTS (HRA EMBEDDED) - WW	(58,180.24)	213	HRA Embedded Claims - Wage Works	2019
12/3/2019	HRA CLAIM PAYMENTS (HRA WAIVER)- WW	(38,734.77)	214	HRA Waiver Claims - Wage Works	2019
12/3/2019	HRA CLAIM PAYMENTS (HRA D&V)- WW	(13,698.24)	214	HRA Waiver Claims - Wage Works	2019
12/3/2019	CAREMARK CLAIMS	(9,576,078.74)	310	Pharmacy Claims - CVS	2019
12/4/2019	HRA CLAIM PAYMENTS (HRA EMBEDDED) - WW	(115,835.47)	213	HRA Embedded Claims - Wage Works	2019
12/4/2019	HRA CLAIM PAYMENTS (HRA WAIVER)- WW	(87,538.21)	214	HRA Waiver Claims - Wage Works	2019
12/4/2019	HRA CLAIM PAYMENTS (HRA D&V)- WW	(25,946.34)	214	HRA Waiver Claims - Wage Works	2019
12/5/2019	HRA CLAIM PAYMENTS (HRA EMBEDDED) - WW	(152,978.04)	213	HRA Embedded Claims - Wage Works	2019
12/5/2019	HRA CLAIM PAYMENTS (HRA WAIVER)- WW	(95,205.34)	214	HRA Waiver Claims - Wage Works	2019
12/5/2019	HRA CLAIM PAYMENTS (HRA D&V)- WW	(38,789.35)	214	HRA Waiver Claims - Wage Works	2019
12/6/2019	HRA CLAIM PAYMENTS (HRA EMBEDDED) - WW	(140,170.68)	213	HRA Embedded Claims - Wage Works	2019
12/6/2019	HRA CLAIM PAYMENTS (HRA WAIVER)- WW	(100,340.67)	214	HRA Waiver Claims - Wage Works	2019
12/6/2019	HRA CLAIM PAYMENTS (HRA D&V)- WW	(33,601.46)	214	HRA Waiver Claims - Wage Works	2019
12/9/2019	HRA CLAIM PAYMENTS (HRA EMBEDDED) - WW	(292,883.72)	213	HRA Embedded Claims - Wage Works	2019
12/9/2019	HRA CLAIM PAYMENTS (HRA WAIVER)- WW	(186,386.97)	214	HRA Waiver Claims - Wage Works	2019
12/9/2019	HRA CLAIM PAYMENTS (HRA D&V)- WW	(49,192.19)	214	HRA Waiver Claims - Wage Works	2019
12/11/2019	HRA CLAIM PAYMENTS (HRA EMBEDDED) - WW	(180,060.85)	213	HRA Embedded Claims - Wage Works	2019
12/11/2019	HRA CLAIM PAYMENTS (HRA WAIVER)- WW	(112,298.76)	214	HRA Waiver Claims - Wage Works	2019
12/11/2019	HRA CLAIM PAYMENTS (HRA D&V)- WW	(29,420.97)	214	HRA Waiver Claims - Wage Works	2019
12/12/2019	HRA CLAIM PAYMENTS (HRA EMBEDDED) - WW	(149,276.82)	213	HRA Embedded Claims - Wage Works	2019
12/12/2019	HRA CLAIM PAYMENTS (HRA WAIVER)- WW	(110,024.44)	214	HRA Waiver Claims - Wage Works	2019
12/12/2019	HRA CLAIM PAYMENTS (HRA D&V)- WW	(36,471.39)	214	HRA Waiver Claims - Wage Works	2019
12/13/2019	CAREMARK CLAIMS	(10,808,879.63)	310	Pharmacy Claims - CVS	2019
12/13/2019	HRA CLAIM PAYMENTS (HRA EMBEDDED) - WW	(133,145.87)	213	HRA Embedded Claims - Wage Works	2019
12/13/2019	HRA CLAIM PAYMENTS (HRA WAIVER)- WW	(86,565.12)	214	HRA Waiver Claims - Wage Works	2019
12/13/2019	HRA CLAIM PAYMENTS (HRA D&V)- WW	(43,692.32)	214	HRA Waiver Claims - Wage Works	2019
12/16/2019	HRA CLAIM PAYMENTS (HRA EMBEDDED) - WW	(295,230.01)	213	HRA Embedded Claims - Wage Works	2019
12/16/2019	HRA CLAIM PAYMENTS (HRA WAIVER)- WW	(200,164.87)	214	HRA Waiver Claims - Wage Works	2019
12/16/2019	HRA CLAIM PAYMENTS (HRA D&V)- WW	(57,344.07)	214	HRA Waiver Claims - Wage Works	2019

Kentucky Employees' Health Plan – Status Report
4th Quarter, 2019
Attachment A – Transaction Report
Page A-15

Date	Description	Amount	LRC Code	LRC Description	Plan Year
12/17/2019	HRA CLAIM PAYMENTS (HRA EMBEDDED) - WW	(55,178.81)	213	HRA Embedded Claims - Wage Works	2019
12/17/2019	HRA CLAIM PAYMENTS (HRA WAIVER)- WW	(41,110.78)	214	HRA Waiver Claims - Wage Works	2019
12/17/2019	HRA CLAIM PAYMENTS (HRA D&V)- WW	(9,328.80)	214	HRA Waiver Claims - Wage Works	2019
12/18/2019	HRA CLAIM PAYMENTS (HRA EMBEDDED) - WW	(139,130.94)	213	HRA Embedded Claims - Wage Works	2019
12/18/2019	HRA CLAIM PAYMENTS (HRA WAIVER)- WW	(83,539.69)	214	HRA Waiver Claims - Wage Works	2019
12/18/2019	HRA CLAIM PAYMENTS (HRA D&V)- WW	(35,825.29)	214	HRA Waiver Claims - Wage Works	2019
12/18/2019	CAREMARK CLAIMS	(11,524,280.09)	310	Pharmacy Claims - CVS	2019
12/19/2019	HRA CLAIM PAYMENTS (HRA EMBEDDED) - WW	(182,248.41)	213	HRA Embedded Claims - Wage Works	2019
12/19/2019	HRA CLAIM PAYMENTS (HRA WAIVER)- WW	(94,470.84)	214	HRA Waiver Claims - Wage Works	2019
12/19/2019	HRA CLAIM PAYMENTS (HRA D&V)- WW	(43,948.91)	214	HRA Waiver Claims - Wage Works	2019
12/20/2019	HRA CLAIM PAYMENTS (HRA EMBEDDED) - WW	(142,513.92)	213	HRA Embedded Claims - Wage Works	2019
12/20/2019	HRA CLAIM PAYMENTS (HRA WAIVER)- WW	(106,860.81)	214	HRA Waiver Claims - Wage Works	2019
12/20/2019	HRA CLAIM PAYMENTS (HRA D&V)- WW	(35,253.57)	214	HRA Waiver Claims - Wage Works	2019
12/23/2019	HRA CLAIM PAYMENTS (HRA EMBEDDED) - WW	(318,602.88)	213	HRA Embedded Claims - Wage Works	2019
12/23/2019	HRA CLAIM PAYMENTS (HRA WAIVER)- WW	(211,796.18)	214	HRA Waiver Claims - Wage Works	2019
12/23/2019	HRA CLAIM PAYMENTS (HRA D&V)- WW	(114,955.22)	214	HRA Waiver Claims - Wage Works	2019
12/26/2019	HRA CLAIM PAYMENTS (HRA EMBEDDED) - WW	(294,036.90)	213	HRA Embedded Claims - Wage Works	2019
12/26/2019	HRA CLAIM PAYMENTS (HRA WAIVER)- WW	(209,177.44)	214	HRA Waiver Claims - Wage Works	2019
12/26/2019	HRA CLAIM PAYMENTS (HRA D&V)- WW	(68,421.39)	214	HRA Waiver Claims - Wage Works	2019
12/27/2019	HRA CLAIM PAYMENTS (HRA EMBEDDED) - WW	(20,421.31)	213	HRA Embedded Claims - Wage Works	2019
12/27/2019	HRA CLAIM PAYMENTS (HRA WAIVER)- WW	(12,576.19)	214	HRA Waiver Claims - Wage Works	2019
12/27/2019	HRA CLAIM PAYMENTS (HRA D&V)- WW	(7,188.04)	214	HRA Waiver Claims - Wage Works	2019
12/30/2019	HRA CLAIM PAYMENTS (HRA EMBEDDED) - WW	(337,132.75)	213	HRA Embedded Claims - Wage Works	2019
12/30/2019	HRA CLAIM PAYMENTS (HRA WAIVER)- WW	(243,770.91)	214	HRA Waiver Claims - Wage Works	2019
12/30/2019	HRA CLAIM PAYMENTS (HRA D&V)- WW	(83,318.37)	214	HRA Waiver Claims - Wage Works	2019
12/30/2019	CAREMARK CLAIMS	(13,486,381.93)	310	Pharmacy Claims - CVS	2019
12/26/2019	IBM - CUSTOMIZATION - MY BENEFITS MENTOR	(193,435.00)	501	Operating Transfer/Exp & Adj	2019
12/19/2019	PREMISE HEALTH - 11/2019	(136,378.93)	210	Medical Claims - Anthem	2019
12/23/2019	RETHINK 1/2020	(88,184.00)	501	Operating Transfer/Exp & Adj	2019
12/2/2019	MEDICAL CLAIMS- ANTHEM	(16,791,668.45)	210	Medical Claims - Anthem	2019
12/3/2019	ANTHEM OUT OF STATE FEES MGARA ME Vaccine 10/2019	(44.56)	215	Anthem Admin	2019
12/4/2019	COBRA OPEN ENROLLMENT FEES 10/19 WW	(114,870.00)	216	Wage Works Admin	2019
12/4/2019	COBRA ADMIN FEES 10/2019 - WW	(45,500.00)	216	Wage Works Admin	2019
12/6/2019	ALIGHT OCT 2019 - DEP ELIGIBILITY ONGOING AUDIT	(8,497.75)	501	Operating Transfer/Exp & Adj	2019
12/6/2019	ADMIN FEE 11/2019-WW,HRA	(337,377.60)	216	Wage Works Admin	2019
12/6/2019	ADMIN FEE 11/2019-WW,HC FSA	(69,552.00)	216	Wage Works Admin	2019
12/6/2019	ADMIN FEE 11/2019-WW,HCDC FSA	(3,491.60)	216	Wage Works Admin	2019
12/6/2019	ADMIN FEE 11/2019-WW,DC FSA	(1,934.80)	216	Wage Works Admin	2019
12/9/2019	ANTHEM ASO FEES 12/2019	(3,945,690.00)	215	Anthem Admin	2019
12/9/2019	HUMANA VITALITY GO 365 ASO FEES 11/2019	(515,172.28)	202	Humana Admin	2019
12/9/2019	HUMANA VITALITY GO 365 REWARDS 11/2019	(450,588.00)	202	Humana Admin	2019
12/9/2019	HUMANA HD BIOMETRIC SCREENING 11/2019	(221,038.00)	202	Humana Admin	2019
12/9/2019	HUMANA OFFSITE BIOMETRIC SCREENING 11/2019	(3,180.00)	202	Humana Admin	2019
12/11/2019	MEDICAL CLAIMS- ANTHEM	(24,754,277.18)	210	Medical Claims - Anthem	2019
12/13/2019	MDX/COMPASS - SMARTSHOPPER ADMIN 12-2019	(78,758.90)	217	MDX Medical Admin - Compass Choice	2019
12/17/2019	MEDICAL CLAIMS- ANTHEM	(26,690,576.47)	210	Medical Claims - Anthem	2019
12/18/2019	MDX/COMPASS INCENTIVES 11-2019	(71,910.00)	210	Medical Claims - Anthem	2019
12/19/2019	CVS CAREMARK 10/2019 PHARM COUNSELING	(111,433.56)	311	CVS Admin	2019
12/19/2019	CVS CAREMARK 10/2019 DRUG SAVING REVIEW	(106,694.28)	311	CVS Admin	2019
12/19/2019	CVS CAREMARK 11/24/2019-11/30/2019	(88,691.05)	311	CVS Admin	2019
12/19/2019	CVS CAREMARK 10/2019 PRIOR AUTHORIZATION	(77,520.00)	311	CVS Admin	2019

Kentucky Employees' Health Plan – Status Report

4th Quarter, 2019

Attachment A – Transaction Report

Page A-16

Date	Description	Amount	LRC Code	LRC Description	Plan Year
12/19/2019	CVS CAREMARK 10/2019 APPEALS	(28,450.00)	311	CVS Admin	2019
12/19/2019	CVS CAREMARK 10/2019 ENHANCED SFTY MONITORING	(10,612.72)	311	CVS Admin	2019
12/19/2019	CVS CAREMARK PER DIEM FEE 11/2019	(150.00)	311	CVS Admin	2019
12/19/2019	CVS CAREMARK RX AUDIT ADJUSTMENT 11/24/2019 - 11/30/2019	20,188.74	311	CVS Admin	2019
12/19/2019	CVS CAREMARK 11/16/2019-11/23/2019	(114,994.10)	311	CVS Admin	2019
12/19/2019	ANTHEM OUT OF STATE FEES NY HCRA 10/2019	(47.32)	215	Anthem Admin	2019
12/19/2019	COBRA ADMIN FEES 11/2019 - WW	(45,500.00)	216	Wage Works Admin	2019
12/19/2019	COBRA OPEN ENROLLMENT FEES 11/19 WW	(7,785.00)	216	Wage Works Admin	2019
12/23/2019	MEDICAL CLAIMS- ANTHEM	(29,813,940.26)	210	Medical Claims - Anthem	2019
12/26/2019	HUMANA VITALITY GO 365 ASO FEES 12/2019	(515,570.16)	202	Humana Admin	2019
12/26/2019	HUMANA VITALITY GO 365 REWARDS 12/2019	(449,807.00)	202	Humana Admin	2019
12/26/2019	HUMANA HD BIOMETRIC SCREENING 12/2019	(15,486.00)	202	Humana Admin	2019
12/26/2019	HUMANA OFFSITE BIOMETRIC SCREENING 12/2019	(2,544.00)	202	Humana Admin	2019
12/26/2019	ANTHEM ASO FEES - COBRA 11/2019	(4,567.50)	215	Anthem Admin	2019
12/26/2019	CVS CAREMARK 12/8/2019-12/15/2019	(111,380.25)	311	CVS Admin	2019
12/26/2019	CVS CAREMARK 12/1/2019-12/7/2019	(106,461.95)	311	CVS Admin	2019
12/30/2019	MEDICAL CLAIMS- ANTHEM	(22,076,031.03)	210	Medical Claims - Anthem	2019
	December Activity	(37,299,764.92)			
	Ending Balance	<u>\$458,981,719.46</u>			

Kentucky Employees' Health Plan – Status Report
4th Quarter, 2019
Attachment A – Transaction Report
Page A-17

December Account Summary		
101	Premiums	143,169,494.98
102	HRA Waiver Contribution	655,550.00
110	Interest Income	715,914.43
120	Drug Rebates - Express Scripts	0.00
121	Drug Rebates - CVS	0.00
130	Transfers From other plan year(s)	0.00
201	Medical Claims - Humana	0.00
210	Medical Claims - Anthem	(120,579,361.22)
202	Humana Admin	(2,173,385.44)
203	HRA Embedded Claims - Humana	0.00
213	HRA Embedded Claims - Wage Works	(3,545,826.74)
204	HRA Waiver Claims - Humana	0.00
214	HRA Waiver Claims - Wage Works	(3,239,907.76)
215	Anthem Admin	(3,950,349.38)
216	Wage Works Admin	(583,196.75)
217	MDX Medical Admin - Compass Choice	(78,758.90)
301	Pharmacy Claims - Express Scripts	0.00
310	Pharmacy Claims - CVS	(45,396,049.09)
302	Express Scripts Admin	0.00
311	CVS Admin	(736,199.17)
500	Transfers To other plan year(s)	0.00
501	Operating Transfer/ Exp & Adj	(1,557,689.88)
December Activity		(\$37,299,764.92)

Kentucky Employees' Health Plan – Status Report
 4th Quarter, 2019
 Attachment B – Summary
 Page B-1

2019	PLAN YEAR 2012														TOTAL			
	101	102	110	120	121	130	201	202	203	204	210	301	302	310		311	500	501
	PREMIUMS	HRA WAIVER CONTRIBUTION	INTEREST INCOME	DRUG REBATES-ESI	DRUG REBATES-CVS	TRANSFERS FROM OTHER PLAN YEARS	MEDICAL CLAIMS HUMANA	HUMANA ADMIN FEES	HRA EMBEDDED CLAIMS HUMANA	HRA WAIVER CLAIMS HUMANA	MEDICAL CLAIMS-ANTHEM	PHARMACY CLAIMS	EXPRESS SCRIPTS ADMIN FEES	PHARMACY CLAIMS-CVS	COS ADMIN	TRANSFERS TO OTHER PLAN YEAR(S)	OPERATIVE TRANSFERS & ADJ	CASH TRANSACTIONS
2018 Balance Forward	1,599,840,340.77	47,805,724.59	318,202.97	33,581,171.36	0.00	110,197,550.06	(1,183,063,190.19)	(72,331,472.99)	(16,583,180.29)	(42,357,462.79)	14,630.85	(346,846,615.07)	(9,341,510.63)	0.00	0.00	0.00	(121,240,198.59)	\$0.00
January-19	0.00	0.00	0.00	0.00	0.00	0.00	0.00	0.00	0.00	0.00	0.00	0.00	0.00	0.00	0.00	0.00	0.00	\$0.00
February-19	0.00	0.00	0.00	0.00	0.00	0.00	0.00	0.00	0.00	0.00	0.00	0.00	0.00	0.00	0.00	0.00	0.00	\$0.00
March-19	0.00	0.00	0.00	0.00	0.00	0.00	0.00	0.00	0.00	0.00	0.00	0.00	0.00	0.00	0.00	0.00	0.00	\$0.00
April-19	0.00	0.00	0.00	0.00	0.00	0.00	0.00	0.00	0.00	0.00	0.00	0.00	0.00	0.00	0.00	0.00	0.00	\$0.00
May-19	0.00	0.00	0.00	0.00	0.00	0.00	0.00	0.00	0.00	0.00	0.00	0.00	0.00	0.00	0.00	0.00	0.00	\$0.00
June-19	0.00	0.00	0.00	0.00	0.00	0.00	0.00	0.00	0.00	0.00	0.00	0.00	0.00	0.00	0.00	0.00	0.00	\$0.00
July-19	0.00	0.00	0.00	0.00	0.00	0.00	0.00	0.00	0.00	0.00	0.00	0.00	0.00	0.00	0.00	0.00	0.00	\$0.00
August-19	0.00	0.00	0.00	0.00	0.00	0.00	0.00	0.00	0.00	0.00	0.00	0.00	0.00	0.00	0.00	0.00	0.00	\$0.00
September-19	0.00	0.00	0.00	0.00	0.00	0.00	0.00	0.00	0.00	0.00	0.00	0.00	0.00	0.00	0.00	0.00	0.00	\$0.00
October-19	0.00	0.00	0.00	0.00	0.00	0.00	0.00	0.00	0.00	0.00	0.00	0.00	0.00	0.00	0.00	0.00	0.00	\$0.00
November-19	0.00	0.00	0.00	0.00	0.00	0.00	0.00	0.00	0.00	0.00	0.00	0.00	0.00	0.00	0.00	0.00	0.00	\$0.00
December-19	0.00	0.00	0.00	0.00	0.00	0.00	0.00	0.00	0.00	0.00	0.00	0.00	0.00	0.00	0.00	0.00	0.00	\$0.00
Plan Year Transactions to Date	1,599,840,340.77	47,805,724.59	318,202.97	33,581,171.36	0.00	110,197,550.06	(1,183,063,190.19)	(72,331,472.99)	(16,583,180.29)	(42,357,462.79)	14,630.85	(346,846,615.07)	(9,341,510.63)	0.00	0.00	0.00	(121,240,198.59)	\$0.00

Kentucky Employees' Health Plan – Status Report
4th Quarter, 2019
Attachment B – Summary
 Page B-2

2018	PLAN YEAR 2012													TOTAL	
	101	102	110	120	130	201	202	203	204	210	301	302	500		501
	PREMIUMS	HRA WAIVER CONTRIBUTION	INTEREST INCOME	DRUG REBATES-ESI	TRANSFERS FROM OTHER PLAN YEAR(S)	MEDICAL CLAIMS HUMANA	HUMANA ADMIN FEES	HRA REBATED CLAIMS HUMANA	HRA WAIVER CLAIMS HUMANA	MEDICAL CLAIMS-ANTHEM	PHARMACY CLAIMS	EXPRESS SCRIPTS ADMIN FEES	TRANSFERS TO OTHER PLAN YEAR(S)	OPERATING TRANSFER/EXP & ADJ.	
2017 Balance Forward	1,599,840,340.77	47,805,724.93	315,922.22	33,581,171.36	110,197,550.06	(1,183,319,100.46)	(72,331,472.99)	(16,583,180.29)	(42,357,452.79)	9,660.68	(346,840,615.07)	(9,341,510.63)	0.00	(120,800,226.54)	\$176,801.35
January-18	0.00	0.00	(3.71)	0.00	0.00	235,040.98	0.00	0.00	0.00	0.00	0.00	0.00	0.00	0.00	\$235,037.27
February-18	0.00	0.00	486.35	0.00	0.00	0.00	0.00	0.00	0.00	0.00	0.00	0.00	0.00	0.00	\$486.35
March-18	0.00	0.00	559.43	0.00	0.00	0.00	0.00	0.00	0.00	0.00	0.00	0.00	0.00	0.00	\$559.43
April-18	0.00	0.00	618.88	0.00	0.00	0.00	0.00	0.00	0.00	0.00	0.00	0.00	0.00	0.00	\$618.88
May-18	0.00	0.00	616.69	0.00	0.00	25,639.47	0.00	0.00	0.00	0.00	0.00	0.00	0.00	167.25	\$26,623.42
June-18	0.00	0.00	0.00	0.00	0.00	0.00	0.00	0.00	0.00	0.00	0.00	0.00	0.00	(440,129.71)	(\$440,129.71)
July-18	0.00	0.00	0.00	0.00	0.00	(4,970.17)	0.00	0.00	0.00	4,970.17	0.00	0.00	0.00	0.00	\$0.00
August-18	0.00	0.00	0.00	0.00	0.00	0.00	0.00	0.00	0.00	0.00	0.00	0.00	0.00	0.00	\$0.00
September-18	0.00	0.00	0.00	0.00	0.00	0.00	0.00	0.00	0.00	0.00	0.00	0.00	0.00	0.00	\$0.00
October-18	0.00	0.00	0.00	0.00	0.00	0.00	0.00	0.00	0.00	0.00	0.00	0.00	0.00	0.00	\$0.00
November-18	0.00	0.00	0.00	0.00	0.00	0.00	0.00	0.00	0.00	0.00	0.00	0.00	0.00	0.00	\$0.00
December-18	0.00	0.00	0.00	0.00	0.00	0.00	0.00	0.00	0.00	0.00	0.00	0.00	0.00	0.00	\$0.00
Plan Year Transactions to Date	1,599,840,340.77	47,805,724.93	318,202.97	33,581,171.36	110,197,550.06	(1,183,053,190.18)	(72,331,472.99)	(16,583,180.29)	(42,357,452.79)	14,630.85	(346,840,615.07)	(9,341,510.63)	0.00	(121,340,156.99)	\$0.00

Kentucky Employees' Health Plan – Status Report
 4th Quarter, 2019
 Attachment B – Summary
 Page B-3

2017	PLAN YEAR 2012													TOTAL
	101	102	110	120	130	201	202	203	204	210	301	302	501	
	PREMIUMS	HRA WAIVER CONTRIBUTION	INTEREST INCOME	DRUG REBATES-ESI	TRANSFERS FROM OTHER PLAN YEARS	MEDICAL CLAIMS HUMANA	HUMANA ADMIN FEES	HRA EMBEDDED CLAIMS HUMANA	HRA WAIVER CLAIMS HUMANA	MEDICAL CLAIMS-ANTHEM	PHARMACY CLAIMS	EXPRESS SCRIPTS ADMIN FEES	OPERATING TRANSFERS & ADJ	
2016 Balance Forward	1,599,840,340.77	47,805,724.93	234,800.98	33,981,171.36	110,197,550.06	(1,183,542,801.86)	(72,331,473.00)	(16,583,180.29)	(42,357,462.79)	0.00	(346,840,615.06)	(9,341,510.63)	(102,315,834.41)	\$18,346,720.06
January-17	0.00	0.00	10,602.05	0.00	0.00	65,015.38	0.00	0.00	0.00	0.00	0.00	0.00	0.00	\$73,617.43
February-17	0.00	0.00	11,746.14	0.00	0.00	0.00	0.00	0.00	0.00	0.00	0.00	0.00	0.00	\$11,746.14
March-17	0.00	0.00	13,528.91	0.00	0.00	0.00	0.00	0.00	0.00	0.00	0.00	0.00	0.00	\$13,528.91
April-17	0.00	0.00	15,476.21	0.00	0.00	0.00	0.00	0.00	0.00	8,840.00	0.00	0.00	0.00	\$24,316.21
May-17	0.00	0.00	14,473.38	0.00	0.00	0.00	0.00	0.00	0.00	0.00	0.00	0.00	0.00	\$14,473.38
June-17	0.00	0.00	14,388.84	0.00	0.00	0.00	0.00	0.00	0.00	0.00	0.00	0.00	0.00	\$14,388.84
July-17	0.00	0.00	12.38	0.00	0.00	0.00	0.00	0.00	0.00	0.00	0.00	0.00	0.00	\$12.38
August-17	0.00	0.00	13.50	0.00	0.00	0.00	0.00	0.00	162,482.79	0.00	0.00	0.00	0.00	\$162,482.79
September-17	0.00	0.00	157.00	0.00	0.00	0.00	0.00	0.00	0.00	72.68	0.00	0.00	0.00	\$157.00
October-17	0.00	0.00	173.30	0.00	0.00	(1,796.77)	0.00	0.00	0.00	0.00	0.00	0.00	0.00	(\$1,796.77)
November-17	0.00	0.00	258.21	0.00	0.00	0.00	0.00	0.00	0.00	748.00	0.00	0.00	0.00	\$258.21
December-17	0.00	0.00	280.42	0.00	0.00	0.00	0.00	0.00	0.00	0.00	0.00	0.00	0.00	\$280.42
Plan Year Transactions to Date	1,599,840,340.77	47,805,724.93	315,922.32	33,981,171.36	110,197,550.06	(1,183,316,100.46)	(72,331,473.00)	(16,583,180.29)	(42,357,462.79)	9,660.68	(346,840,615.06)	(9,341,510.63)	(120,600,236.54)	\$176,801.35

Kentucky Employees' Health Plan – Status Report
 4th Quarter, 2019
 Attachment B – Summary
 Page B-4

2016	PLAN YEAR 2012											TOTAL	
	101	102	110	120	130	201	202	203	204	301	302		501
	PREMIUMS	HRA/WAIVER CONTRIBUTION	INTEREST INCOME	DRUG REBATES-ESI	TRANSFERS FROM OTHER PLAN YEAR(S)	MEDICAL CLAIMS HUMANA	HUMANA ADMIN FEES	HRA EMBEDDED CLAIMS HUMANA	HRA WAIVER CLAIMS HUMANA	PHARMACY CLAIMS	SCRIPTS ADMIN FEES	OPERATING TRANSFERSES & ADJ	CASH TRANSACTIONS
2015 Balance Forward	1,599,840,340.77	47,805,724.93	153,078.36	33,581,171.36	110,197,550.06	(1,184,356,690.30)	(72,331,473.00)	(16,581,849.31)	(42,339,395.74)	(346,840,615.06)	(9,341,510.63)	(102,315,834.41)	\$17,460,897.03
January-16	0.00	0.00	3,781.40	0.00	0.00	608,098.64	0.00	0.00	0.00	0.00	0.00	0.00	\$511,980.04
February-16	0.00	0.00	5,469.93	0.00	0.00	153,756.01	0.00	0.00	(1,582.85)	0.00	0.00	0.00	\$157,645.09
March-16	0.00	0.00	6,283.72	0.00	0.00	(130,968.80)	0.00	0.00	0.00	0.00	0.00	0.00	(\$124,685.09)
April-16	0.00	0.00	7,533.68	0.00	0.00	(4,464.71)	0.00	0.00	0.00	0.00	0.00	0.00	\$3,068.97
May-16	0.00	0.00	5,554.99	0.00	0.00	(97.60)	0.00	0.00	0.00	0.00	0.00	0.00	\$5,457.39
June-16	0.00	0.00	6,177.70	0.00	0.00	(57,081.96)	0.00	0.00	0.00	0.00	0.00	0.00	(\$50,904.26)
July-16	0.00	0.00	7,545.22	0.00	0.00	(166.32)	0.00	0.00	(3,849.56)	0.00	0.00	0.00	\$3,629.34
August-16	0.00	0.00	7,506.73	0.00	0.00	184,414.31	0.00	0.00	(3,118.80)	0.00	0.00	0.00	\$184,723.96
September-16	0.00	0.00	7,613.43	0.00	0.00	33,656.14	0.00	0.00	0.00	0.00	0.00	0.00	\$41,269.57
October-16	0.00	0.00	7,252.31	0.00	0.00	23,156.96	0.00	0.00	0.00	0.00	0.00	0.00	\$30,409.27
November-16	0.00	0.00	8,464.84	0.00	0.00	15,215.14	0.00	0.00	0.00	0.00	0.00	0.00	\$23,679.98
December-16	0.00	0.00	8,538.67	0.00	0.00	(1,529.37)	0.00	(1,530.98)	(9,506.84)	0.00	0.00	0.00	(\$4,127.52)
Plan Year Transactions to Date	1,599,840,340.77	47,805,724.93	234,800.88	33,581,171.36	110,197,550.06	(1,183,542,801.86)	(72,331,473.00)	(16,583,180.29)	(42,357,452.79)	(346,840,615.06)	(9,341,510.63)	(102,315,834.41)	\$18,946,720.06

Kentucky Employees' Health Plan – Status Report
 4th Quarter, 2019
 Attachment B – Summary
 Page B-5

2015	PLAN YEAR 2012												TOTAL
	101	102	110	120	130	201	202	203	204	301	302	501	
	PREMIUMS	HRA WAIVER CONTRIBUTION	INTEREST INCOME	DRUG REBATES-ESCRIPTS	TRANSFERS FROM OTHER PLAN YEARS	MEDICAL CLAIMS	HUMANNA ADMIN FEES	HRA EMBEDDED CLAIMS	HRA WAIVER CLAIMS	PHARMACY CLAIMS	EXPRESS SCRIPTS ADMIN FEES	OPERATING TRANSFERS & ADJ	
2014 Balance Forward	1,599,840,340.77	47,805,724.93	89,614.38	33,581,171.36	110,197,550.06	(1,185,012,185.28)	(72,317,630.36)	(16,579,973.31)	(42,319,577.74)	(346,637,737.26)	(9,341,729.26)	(9,315,834.41)	\$109,760,329.88
January-15	0.00	0.00	6,445.84	0.00	0.00	175,435.45	0.00	(795.35)	556.65	0.07	(3.87)	0.00	\$181,645.79
February-15	0.00	0.00	7,145.87	0.00	0.00	(57,818.33)	0.00	0.00	0.00	(3,812.05)	(230.00)	0.00	(\$54,714.51)
March-15	0.00	0.00	9,442.43	0.00	0.00	202,617.77	(990.00)	0.00	0.00	3.14	(15.00)	0.00	\$211,056.34
April-15	0.00	0.00	9,716.04	0.00	0.00	92,867.56	0.00	0.00	(365.00)	0.00	0.00	0.00	\$102,016.60
May-15	0.00	0.00	9,333.77	0.00	0.00	(20,309.94)	(9,543.12)	0.00	(21.20)	0.00	(132.50)	0.00	(\$20,672.99)
June-15	0.00	0.00	9,036.44	0.00	0.00	99,705.63	(3,283.92)	0.00	0.00	0.00	0.00	(93,000,000.00)	(\$92,894,541.65)
July-15	0.00	0.00	1,723.34	0.00	0.00	141,499.02	0.00	(116.19)	(8,501.89)	0.00	0.00	0.00	\$134,604.28
August-15	0.00	0.00	1,849.82	0.00	0.00	82,506.49	0.00	(111.19)	(4,720.66)	0.00	0.00	0.00	\$79,624.46
September-15	0.00	0.00	1,573.33	0.00	0.00	(201,929.09)	0.00	0.00	(246.46)	0.00	0.00	0.00	(\$200,602.24)
October-15	0.00	0.00	1,652.52	0.00	0.00	(6,876.90)	(4.01)	(653.27)	(6,519.42)	931.04	0.00	0.00	(\$13,170.04)
November-15	0.00	0.00	1,731.80	0.00	0.00	60,506.48	0.00	0.00	0.00	0.00	0.00	0.00	\$62,238.28
December-15	0.00	0.00	3,609.78	0.00	0.00	79,490.64	(21.59)	0.00	0.00	0.00	0.00	0.00	\$83,278.83
Plan Year Transactions to Date	1,599,840,340.77	47,805,724.93	153,078.36	33,581,171.36	110,197,550.06	(1,184,395,690.30)	(72,331,473.00)	(16,561,649.31)	(42,339,395.74)	(346,840,615.06)	(9,341,510.63)	(102,315,834.41)	\$17,460,697.03

Kentucky Employees' Health Plan – Status Report
 4th Quarter, 2019
 Attachment B – Summary
 Page B-6

		PLAN YEAR 2012												TOTAL	
		101	102	110	120	130	201	202	203	204	301	302	300	501	TOTAL
		PREMIUMS	HRA WAIVER CONTRIBUTION	INTEREST INCOME	DRUG REBATES	TRANSFERS FROM OTHER PLAN YEARS	MEDICAL CLAIMS	HUMANIA ADMIN FEES	HRA SELECT CLAIMS	HRA WAIVER CLAIMS	PHARMACY CLAIMS	SCRIPTS ADMIN FEES	EXPRESS TRANSFERS TO OTHER PLAN YEARS	OPERATING TRANSFERS & ADJ	CASH TRANSACTIONS
2014	2013 Balance Forward	1,599,837,084.81	47,805,724.93	54,248.60	33,269,304.98	0.00	(1,188,158,105.61)	(72,301,788.87)	(16,590,120.83)	(42,352,116.18)	(346,961,930.71)	(9,340,081.00)	0.00	(9,273,024.00)	(\$4,010,263.88)
	January-14	1,137.02	0.00	(302.44)	136,307.71	0.00	125,186.37	(4,867.27)	1,692.95	4,573.94	(729.95)	(484.18)	0.00	0.00	\$262,510.15
	February-14	575.60	0.00	(417.50)	0.00	0.00	(606,961.33)	0.00	579.20	346.39	(11,798.29)	(62.50)	0.00	0.00	(\$817,700.43)
	March-14	1,545.34	0.00	(384.02)	2,462.23	0.00	956,539.80	(5,992.28)	891.89	3,487.06	(946.57)	(60.00)	0.00	0.00	\$957,563.45
	April-14	0.00	0.00	(226.71)	0.00	0.00	149,010.62	(829.59)	2,267.46	4,828.83	(3,327.70)	(297.50)	0.00	(42,810.41)	\$108,615.00
	May-14	0.00	0.00	(217.51)	0.00	0.00	(296,077.43)	(2,832.66)	1,131.44	8,430.78	(37.54)	(5.00)	0.00	0.00	(\$292,667.72)
	June-14	0.00	0.00	(148.08)	(664.07)	0.00	491,655.54	0.00	2,063.75	4,789.71	139,328.99	(5.00)	0.00	0.00	\$637,020.94
	July-14	0.00	0.00	(96.42)	0.00	110,463,130.17	175,250.61	0.00	1,477.89	3,889.05	31.40	0.00	0.00	0.00	\$110,641,632.70
	August-14	0.00	0.00	6,064.03	173,760.51	(209,965.70)	455,770.84	(48.12)	546.91	1,060.67	8,057.02	(7.50)	0.00	0.00	\$435,218.66
	September-14	0.00	0.00	7,129.23	0.00	(54,222.38)	524,545.51	(76.77)	(67.63)	430.90	0.00	0.00	0.00	0.00	\$477,736.86
	October-14	0.00	0.00	8,310.03	0.00	(1,392.03)	397,112.63	(125.95)	(372.10)	471.11	(14,601.47)	(87.50)	0.00	0.00	\$389,414.72
	November-14	0.00	0.00	6,770.87	0.00	0.00	(90,169.84)	(1,034.63)	0.00	0.00	0.00	(2.50)	0.00	0.00	(\$84,436.10)
	December-14	0.00	0.00	8,884.30	0.00	0.00	869,035.01	(34.22)	(134.24)	230.00	7,657.36	(32.38)	0.00	0.00	\$885,005.63
	Plan Year Transactions to Date	1,599,840,340.77	47,805,724.93	89,614.38	33,581,171.36	110,197,530.06	(1,188,012,189.28)	(72,317,630.36)	(16,579,973.31)	(42,319,577.70)	(346,877,737.26)	(9,341,129.26)	0.00	(9,315,834.41)	\$109,790,329.88

1 Per HB 235 plan year balances for 2010 and 2011 as of December 31, 2013, and all subsequent balances from those plan years were transferred to Plan Year 2012.

Kentucky Employees' Health Plan – Status Report
4th Quarter, 2019
Attachment B – Summary
Page B-7

		PLAN YEAR 2012											TOTAL		
2013		101	102	110	120	130	201	202	203	204	301	302	500	501	301
		PREMIUMS	HRA WAIVER CONTRIBUTION	INTEREST INCOME	DRUG REBATES	TRANSFERS FROM OTHER PLAN YEARS	MEDICAL CLAIMS	HUMANA ADMIN FEES	HRA SELECT CLAIMS	HRA WAIVER CLAIMS	PHARMACY CLAIMS	SCRIPTS ADMIN FEES	TRANSFERS TO OTHER PLAN YEARS	OPERATING TRANSFERS TO ADJ	CASH TRANSACTIONS
2012 Balance Forward		1,552,116,948.31	47,791,374.93	55,237.24	15,532,460.50	0.00	(1,079,697,997.28)	(71,352,836.71)	(15,260,344.10)	(37,941,321.50)	(340,866,449.81)	(9,166,555.84)	0.00	(9,192,364.71)	\$32,464,441.03
January-13		66,421,106.81	9,450.00	4,307.68	0.00	0.00	(76,885,056.11)	0.00	(407,608.99)	(1,383,439.57)	(6,091,144.45)	(163,146.01)	0.00	(80,659.29)	(518,576,188.84)
February-13		430,241.46	5,250.00	4,550.03	0.00	0.00	(21,355,755.60)	(209,880.10)	(169,484.78)	(668,980.55)	37,270.85	(7,250.91)	0.00	0.00	(321,934,039.60)
March-13		747,225.35	(2.68)	(1,163.92)	0.00	0.00	(6,843,059.91)	(446,934.16)	(395,028.68)	(1,123,285.69)	(19,148.52)	(723.98)	0.00	0.00	(88,084,122.19)
April-13		(279.22)	(347.33)	(2,894.80)	8,588,353.09	0.00	(4,939,473.95)	(55,999.14)	(340,443.04)	(11,457,075.24)	(6,931.34)	(742.16)	0.00	0.00	\$2,116,866.88
May-13		(318.85)	20,959.92	(1,811.71)	0.00	0.00	(2,424,459.00)	(25,226.37)	(66,565.95)	(136,665.53)	(18,170.00)	(178.82)	0.00	0.00	(82,652,436.31)
June-13		518.06	(20,959.92)	(1,555.69)	9,450,605.62	0.00	2,900,988.31	0.00	429.10	2,594.65	403.21	(545.50)	0.00	0.00	\$12,312,385.84
July-13		(2,027.16)	0.00	(390.07)	0.00	0.00	(530,123.94)	(16,272.95)	(1,564.84)	(16,388.26)	(10,680.16)	(510.00)	0.00	0.00	(597,757.38)
August-13		(4,323.19)	0.00	(487.03)	0.00	0.00	160,195.26	(5,212.33)	4,201.81	10,857.63	6,698.11	(503.82)	0.00	0.00	\$171,340.46
September-13		125,503.82	0.00	(548.71)	(302,712.23)	0.00	(803,016.89)	(17,232.80)	39,613.72	49,578.91	(679.98)	(81.00)	0.00	0.00	(590,571.25)
October-13		220.00	0.00	(495.19)	0.00	0.00	133,041.89	(9,874.47)	(1,444.23)	(1,280.35)	1,530.38	(31.46)	0.00	0.00	\$121,657.57
November-13		2,198.38	0.00	(357.70)	0.00	0.00	290,892.39	0.00	(407.30)	(2,890.11)	0.00	(12.50)	0.00	0.00	\$289,423.16
December-13		71.04	0.00	(431.54)	0.00	0.00	1,255,715.22	(2,319.76)	8,226.36	6,278.45	0.00	0.00	0.00	0.00	\$1,267,530.75
Plan Year Transactions to Date		1,599,837,084.81	47,805,724.93	54,248.60	33,269,304.98	0.00	(1,188,138,105.61)	(72,201,788.87)	(16,590,120.83)	(42,332,116.18)	(346,961,390.71)	(9,340,081.00)	0.00	(9,273,024.00)	(54,010,263.88)

203 The September 2013 expenses have been reduced by \$50,563.55 which is the net result of a refund from Humana in the amount of \$51,644.70 for claims overcharges and a payment to Humana for duplicated claims refunds in the amount of \$1,081.15.
 204 The September 2013 expenses have been reduced by \$64,346.13 which is the net result of a refund from Humana in the amount of \$71,011.17 for claims overcharges and a payment to Humana for duplicated claims refunds in the amount of \$6,665.04.

Kentucky Employees' Health Plan – Status Report
 4th Quarter, 2019
 Attachment B – Summary
 Page B-8

PLAN YEAR 2012													TOTAL	
2012	101	102	110	120	130	201	202	203	204	301	302	500	501	TOTAL
	PREMIUMS	HRA WAIVER CONTRIBUTION	INTEREST INCOME	DRUG REBATES	TRANSFERS FROM OTHER PLAN YEARS	MEDICAL CLAIMS	HUMANAN ADMIN FEES	HRA SELECT CLAIMS	HRA WAIVER CLAIMS	PHARMACY CLAIMS	SCRIPTS ADMIN FEES	TRANSFERS FROM OTHER PLAN YEARS	OPERATING TRANSFERS & ADJ	CASH TRANSACTIONS
2011 Balance Forward	0.00	0.00	0.00	0.00	0.00	0.00	0.00	0.00	0.00	0.00	0.00	0.00	0.00	\$0.00
January-12	69,525,948.14	4,053,197.91	0.00	0.00	(23,704,294.41)	(5,823,992.95)	(1,275,395.17)	(2,973,345.92)	(26,492,934.54)	(523,989.29)	0.00	(1,446,700.00)	\$11,337,583.77	
February-12	130,592,230.40	4,095,844.16	85.18	0.00	(80,086,211.16)	(5,794,867.09)	(1,428,846.68)	(3,293,644.17)	(19,708,117.54)	(781,779.35)	0.00	(650,000.00)	\$22,954,693.75	
March-12	135,681,761.89	4,049,823.20	562.20	0.00	(83,762,360.41)	(5,822,455.25)	(1,647,570.51)	(3,540,723.01)	(33,181,997.87)	(896,089.76)	0.00	(400,000.00)	\$10,480,950.48	
April-12	120,965,344.25	3,947,101.33	3,498.15	0.00	(98,967,063.12)	(5,963,894.37)	(1,542,576.95)	(3,338,222.90)	(26,660,773.16)	(750,575.79)	0.00	(2,579,300.00)	(\$14,285,662.56)	
May-12	131,051,730.72	4,051,460.97	26,693.10	0.00	(98,470,716.25)	(6,035,691.61)	(1,522,555.88)	(3,518,145.59)	(32,746,779.20)	(624,466.72)	0.00	0.00	(\$7,789,170.46)	
June-12	123,669,128.01	2,160,377.56	3,328.15	0.00	(93,812,170.74)	(6,024,074.49)	(1,468,270.13)	(3,755,852.54)	(27,178,669.80)	(651,847.04)	0.00	(300,000.00)	(\$7,277,430.82)	
July-12	138,601,891.14	2,582,010.48	3,175.00	0.00	(105,978,992.50)	(5,770,981.74)	(1,427,629.74)	(3,933,256.06)	(33,228,594.36)	(1,126,430.99)	0.00	(2,075,000.00)	\$7,646,191.23	
August-12	134,691,134.90	3,938,126.10	8,261.54	0.00	(107,303,748.66)	(5,905,006.32)	(1,209,480.27)	(3,212,848.87)	(26,539,257.41)	(842,445.57)	0.00	800,000.00	(\$3,273,564.56)	
September-12	73,632,254.66	3,905,917.68	3,947.25	7,612,407.60	(85,118,148.95)	(6,259,113.64)	(871,481.45)	(2,410,812.81)	(26,448,775.65)	(592,972.44)	0.00	(115,000.00)	(\$36,659,677.75)	
October-12	189,825,294.96	7,029,503.50	(4,719.05)	0.00	(106,957,543.28)	(5,762,839.68)	(1,029,292.15)	(2,760,233.33)	(33,480,572.63)	(724,384.70)	0.00	(2,092,895.54)	\$40,042,316.10	
November-12	132,136,802.40	3,991,012.86	5,425.11	0.00	(104,244,012.02)	(5,775,468.47)	(969,656.03)	(2,705,702.07)	(26,368,503.85)	0.00	0.00	(290,104.00)	(\$4,220,206.05)	
December-12	131,737,426.84	3,986,999.18	6,170.61	7,940,052.90	(90,692,825.78)	(6,603,451.10)	(926,889.14)	(2,518,532.43)	(29,726,073.82)	(1,649,574.19)	0.00	(43,165.17)	\$11,510,137.90	
Plan Year Transactions to Date	1,532,116,948.31	47,791,374.93	55,577.24	15,552,460.50	(1,079,097,997.28)	(71,532,836.71)	(15,260,344.10)	(37,941,321.89)	(340,860,449.81)	(9,166,535.84)	0.00	(9,192,364.71)	\$32,464,441.03	

I Please note that the August 2012 KDE health insurance premium payment of \$52,467,299.39 one would expect to see included in the September 2012 premiums was not submitted in eMARS until October 2012. If this payment had been included in the September 2012 health insurance premiums the Cash Transactions balance for September-12 would have been a positive \$15,807,621.64.

Kentucky Employees' Health Plan – Status Report
 4th Quarter, 2019
 Attachment B – Summary
 Page B-9

2019	PLAN YEAR 2013													TOTAL	
	101	102	110	120	121	130	201	202	203	204	210	301	302		501
	PREMIUMS	HRA/WAIVER CONTRIBUTION	INTEREST INCOME	DRUG REBATES-ESI	DRUG REBATES-CVS	TRANSFERS-SEMI OTHER PLAN (SEMI)	MEDICAL CLAIMS HUMANA	HUMANA ADMIN FEES	HRA EMBEDDED CLAIMS HUMANA	HRA/WAIVER CLAIMS HUMANA	MEDICAL CLAIMS-ANTHEM	PHARMACY CLAIMS	EXPRESS SCRIPTS ADMIN FEES	OPERATING TRANSFERS & ADJ	CASH TRANSACTIONS
2018 Balance Forward	1,588,884,831.38	46,183,376.19	932,421.15	37,766,920.85	0.00	0.00	(1,182,626,564.76)	(72,183,914.89)	(17,108,797.79)	(41,570,957.25)	52,809.61	(346,232,784.41)	(9,200,536.34)	(4,907,783.74)	\$0.00
January-19	0.00	0.00	0.00	0.00	0.00	0.00	0.00	0.00	0.00	0.00	0.00	0.00	0.00	0.00	\$0.00
February-19	0.00	0.00	0.00	0.00	0.00	0.00	0.00	0.00	0.00	0.00	0.00	0.00	0.00	0.00	\$0.00
March-19	0.00	0.00	0.00	0.00	0.00	0.00	0.00	0.00	0.00	0.00	0.00	0.00	0.00	0.00	\$0.00
April-19	0.00	0.00	0.00	0.00	0.00	0.00	0.00	0.00	0.00	0.00	0.00	0.00	0.00	0.00	\$0.00
May-19	0.00	0.00	0.00	0.00	0.00	0.00	0.00	0.00	0.00	0.00	0.00	0.00	0.00	0.00	\$0.00
June-19	0.00	0.00	0.00	0.00	0.00	0.00	0.00	0.00	0.00	0.00	0.00	0.00	0.00	0.00	\$0.00
July-19	0.00	0.00	0.00	0.00	0.00	0.00	0.00	0.00	0.00	0.00	0.00	0.00	0.00	0.00	\$0.00
August-19	0.00	0.00	0.00	0.00	0.00	0.00	0.00	0.00	0.00	0.00	0.00	0.00	0.00	0.00	\$0.00
September-19	0.00	0.00	0.00	0.00	0.00	0.00	0.00	0.00	0.00	0.00	0.00	0.00	0.00	0.00	\$0.00
October-19	0.00	0.00	0.00	0.00	0.00	0.00	0.00	0.00	0.00	0.00	0.00	0.00	0.00	0.00	\$0.00
November-19	0.00	0.00	0.00	0.00	0.00	0.00	0.00	0.00	0.00	0.00	0.00	0.00	0.00	0.00	\$0.00
December-19	0.00	0.00	0.00	0.00	0.00	0.00	0.00	0.00	0.00	0.00	0.00	0.00	0.00	0.00	\$0.00
Plan Year Transactions to Date	1,588,884,831.38	46,183,376.19	932,421.15	37,766,920.85	0.00	0.00	(1,182,626,564.76)	(72,183,914.89)	(17,108,797.79)	(41,570,957.25)	52,809.61	(346,232,784.41)	(9,200,536.34)	(4,907,783.74)	\$0.00

Kentucky Employees' Health Plan – Status Report
 4th Quarter, 2019
 Attachment B – Summary
 Page B-10

2018	PLAN YEAR 2013													TOTAL	
	101	102	110	120	121	130	201	202	203	204	210	301	302		501
	PREMIUMS	HRA VAWER CONTRIBUTION	INTEREST INCOME	DRUG REBATES-ESI	DRUG REBATES-CVS	TRANSFERS FROM OTHER PLAN YEAR(S)	MEDICAL CLAIMS HUMANA	HUMANA ADMIN FEES	HRA EMBEDDED CLAIMS HUMANA	HRA VAWER CLAIMS HUMANA	PHARMACY CLAIMS ANTHEM	PHARMACY CLAIMS	EXPRESS SCRIPTS ADMIN FEES	OPERATING TRANSFERS & ADJ.	CASH TRANSACTIONS
2017 Balance Forward	1,588,894,831.38	46,193,376.19	928,777.31	37,769,920.85	0.00	0.00	(1,192,863,712.07)	(72,183,914.89)	(17,108,797.79)	(41,570,957.25)	20,848.61	(346,232,794.41)	(9,200,536.34)	(4,415,825.49)	\$202,127.10
January-18	0.00	0.00	(3,47)	0.00	0.00	0.00	275,150.02	0.00	0.00	0.00	0.00	0.00	0.00	0.00	\$275,146.55
February-18	0.00	0.00	587,11	0.00	0.00	0.00	0.00	0.00	0.00	0.00	0.00	0.00	0.00	0.00	\$587,11
March-18	0.00	0.00	648,32	0.00	0.00	0.00	0.00	0.00	0.00	0.00	0.00	0.00	0.00	0.00	\$648,32
April-18	0.00	0.00	717,21	0.00	0.00	0.00	0.00	0.00	0.00	0.00	0.00	0.00	0.00	0.00	\$717,21
May-18	0.00	0.00	714,67	0.00	0.00	0.00	11,837.29	0.00	0.00	0.00	0.00	0.00	0.00	0.00	\$12,651.96
June-18	0.00	0.00	0.00	0.00	0.00	0.00	0.00	0.00	0.00	0.00	0.00	0.00	0.00	(461,858.25)	\$0.00
July-18	0.00	0.00	0.00	0.00	0.00	0.00	0.00	0.00	0.00	0.00	0.00	0.00	0.00	0.00	\$0.00
August-18	0.00	0.00	0.00	0.00	0.00	0.00	0.00	0.00	0.00	0.00	0.00	0.00	0.00	0.00	\$0.00
September-18	0.00	0.00	0.00	0.00	0.00	0.00	0.00	0.00	0.00	0.00	0.00	0.00	0.00	0.00	\$0.00
October-18	0.00	0.00	0.00	0.00	0.00	0.00	0.00	0.00	0.00	0.00	0.00	0.00	0.00	0.00	\$0.00
November-18	0.00	0.00	0.00	0.00	0.00	0.00	0.00	0.00	0.00	0.00	0.00	0.00	0.00	0.00	\$0.00
December-18	0.00	0.00	0.00	0.00	0.00	0.00	0.00	0.00	0.00	0.00	0.00	0.00	0.00	0.00	\$0.00
Plan Year Transactions to Date	1,588,894,831.38	46,193,376.19	832,421.15	37,769,920.85	0.00	0.00	(1,192,566,624.76)	(72,183,914.89)	(17,108,797.79)	(41,570,957.25)	20,848.61	(346,232,794.41)	(9,200,536.34)	(4,807,783.74)	\$0.00

Kentucky Employees' Health Plan – Status Report
 4th Quarter, 2019
 Attachment B – Summary
 Page B-11

2017	PLAN YEAR 2013											TOTAL	
	101	102	110	120	201	202	203	204	210	301	302		501
	PREMIUMS	HRA WAIVER CONTRIBUTION	INTEREST INCOME	DRUG REBATES-ESI	MEDICAL CLAIMS HUMANA	HUMANA ADMIN FEES	HRA EMBEDDED CLAIMS HUMANA	HRA WAIVER CLAIMS HUMANA	MEDICAL CLAIMS ANTHEM	PHARMACY CLAIMS	EXPRESS SCRIPTS ADMIN FEES	OPERATING TRANSFER/EXP & ADJ	CASH TRANSACTIONS
2016 Balance Forward	1,598,884,831.38	46,193,376.19	534,437.31	37,789,920.85	(1,193,076,762.50)	(72,183,914.89)	(17,108,797.79)	(41,570,957.25)	6,548.26	(346,232,784.41)	(9,200,536.34)	86,969,309.77	\$90,394,670.58
January-17	0.00	0.00	52,230.75	0.00	52,967.32	0.00	0.00	0.00	0.00	0.00	0.00	0.00	\$105,098.07
February-17	0.00	0.00	57,702.82	0.00	0.00	0.00	0.00	0.00	4,575.00	0.00	0.00	0.00	\$62,277.82
March-17	0.00	0.00	66,464.04	0.00	0.00	0.00	0.00	0.00	63.03	0.00	0.00	0.00	\$66,527.07
April-17	0.00	0.00	76,030.66	0.00	0.00	0.00	0.00	0.00	0.00	0.00	0.00	0.00	\$76,030.66
May-17	0.00	0.00	71,069.99	0.00	19,581.07	0.00	0.00	0.00	0.00	0.00	0.00	0.00	\$90,651.06
June-17	333.57	0.00	70,719.21	0.00	0.00	0.00	0.00	0.00	0.00	0.00	0.00	0.00	\$90,714,182.48
July-17	(333.57)	0.00	61.08	0.00	333.57	0.00	0.00	0.00	0.00	0.00	0.00	0.00	\$61.08
August-17	0.00	0.00	66.66	0.00	124,421.34	0.00	0.00	0.00	6,250.00	0.00	0.00	0.00	\$130,738.00
September-17	0.00	0.00	179.05	0.00	0.00	0.00	0.00	0.00	3,274.83	0.00	0.00	0.00	\$3,453.88
October-17	0.00	0.00	200.86	0.00	(5,243.41)	0.00	0.00	0.00	0.00	0.00	0.00	0.00	(\$5,042.55)
November-17	0.00	0.00	294.51	0.00	1,110.54	0.00	0.00	0.00	0.00	0.00	0.00	0.00	\$1,405.05
December-17	0.00	0.00	320.37	0.00	0.00	0.00	0.00	0.00	138.49	0.00	0.00	0.00	\$458.86
Plan Year Transactions to Date	1,598,884,831.38	46,193,376.19	929,777.31	37,789,920.85	(1,192,883,712.07)	(72,183,914.89)	(17,108,797.79)	(41,570,957.25)	20,849.61	(346,232,784.41)	(9,200,536.34)	(4,415,925.49)	\$202,127.10

Kentucky Employees' Health Plan – Status Report
4th Quarter, 2019
Attachment B – Summary
Page B-12

2016	PLAN YEAR 2013											TOTAL	
	101	102	110	120	201	202	203	204	210	301	302		501
	PREMIUMS	HRA WAIVER CONTRIBUTION	INTEREST INCOME	DRUG REBATES-ESI	MEDICAL CLAIMS HUMANA	HUMANA ADMIN FEES	HRA EMBEDDED CLAIMS HUMANA	HRA WAIVER CLAIMS HUMANA	MEDICAL CLAIMS-ANTHEM	PHARMACY CLAIMS	EXPRESS SCRIPTS ADMIN FEES	OPERATING TRANSFERRED ADJ	CASH TRANSACTIONS
2015 Balance Forward	1,598,884,831.38	46,193,376.19	128,703.81	37,769,920.85	(1,193,465,509.29)	(72,183,794.06)	(17,107,674.52)	(41,557,938.93)	0.00	(346,232,784.41)	(9,240,536.34)	86,369,309.77	\$89,657,904.45
January-16	0.00	0.00	19,417.93	0.00	1,342,952.27	0.00	0.00	0.00	0.00	0.00	0.00	0.00	\$1,362,370.20
February-16	0.00	0.00	27,548.60	0.00	45,751.57	(120.83)	0.00	0.00	0.00	0.00	0.00	0.00	\$73,179.34
March-16	0.00	0.00	31,398.71	0.00	(427,048.14)	0.00	0.00	0.00	0.00	0.00	0.00	0.00	(\$395,669.43)
April-16	0.00	0.00	37,739.18	0.00	(1,110,570.00)	0.00	0.00	0.00	0.00	0.00	0.00	0.00	(\$1,062,330.82)
May-16	0.00	0.00	27,496.39	0.00	(9,778.81)	0.00	0.00	0.00	0.00	0.00	0.00	0.00	\$17,717.58
June-16	0.00	0.00	30,575.53	0.00	(78,019.01)	0.00	0.00	0.00	0.00	0.00	0.00	0.00	(\$47,443.48)
July-16	0.00	0.00	37,429.31	0.00	(60.22)	0.00	(561.38)	(2,455.36)	0.00	0.00	0.00	0.00	\$34,352.15
August-16	0.00	0.00	37,245.54	0.00	38,4638.41	0.00	(100.34)	(6,560.57)	0.00	0.00	0.00	0.00	\$34,694.05
September-16	0.00	0.00	37,515.53	0.00	31,506.72	0.00	0.00	(365.92)	0.00	0.00	0.00	0.00	\$68,656.33
October-16	0.00	0.00	35,682.70	0.00	139,757.55	0.00	0.00	(131.07)	0.00	0.00	0.00	0.00	\$175,309.16
November-16	0.00	0.00	41,660.46	0.00	104,926.51	0.00	0.00	0.00	1,182.50	0.00	0.00	0.00	\$147,769.47
December-16	0.00	0.00	42,023.82	0.00	(5,290.04)	0.00	(461.35)	(3,305.40)	5,565.76	0.00	0.00	0.00	\$38,132.79
Plan Year Transactions to Date	1,598,884,831.38	46,193,376.19	534,437.31	37,769,920.85	(1,193,076,762.50)	(72,183,914.89)	(17,108,797.79)	(41,570,957.25)	6,548.26	(346,232,784.41)	(9,240,536.34)	86,369,309.77	\$90,384,670.58

501
Prior to the September 2015 report the plan year 2013 balance included ERRP funds in the amount of \$10,159,793.00 and plan year 2014 included ERRP funds in the amount of \$85,687,746.30.
The September 2015 report includes an entry transferring ERRP funds in the amount of \$85,687,746.30 from plan year 2014 to plan year 2013. Per ERRP guidelines concerning maintenance of contribution, it was determined to use all ERRP funds for claims incurred in plan year 2013. Specifically, KEHP had claims of approximately \$130 million incurred in plan year 2013 but paid in plan year 2014. The plan year 2014 balance now includes no ERRP funds and the plan year 2013 balance includes ERRP funds in the amount of \$95,847,539.30.

Kentucky Employees' Health Plan – Status Report
 4th Quarter, 2019
 Attachment B – Summary
 Page B-13

2015	PLAN YEAR 2013											TOTAL		
	101	102	110	120	201	202	203	204	210	301	302		301	501
	PREMIUMS	HRA WAIVER CONTRIBUTION	INTEREST INCOME	DRUG REBATES-ESCRIFTS	MEDICAL CLAIMS	HUMANA ADMIN FEES	HRA EMBEDDED CLAIMS	HRA WAIVER CLAIMS	MEDICAL CLAIMS-ANTHEM	PHARMACY CLAIMS	EXPRESS SCRIPTS ADMIN FEES	OPERATING TRANSFER/EXP & ADJ	CASH TRANSACTIONS	
2014 Balance Forward	1,598,884,831.38	46,193,376.19	89,162.16	37,769,920.85	(1,194,776,188.92)	(72,291,381.68)	(17,110,444.18)	(41,571,659.95)	0.00	(346,261,500.28)	(9,198,798.13)	681,563.47	\$2,408,880.91	
January-15	0.00	0.00	142.03	0.00	431,066.75	0.00	949.18	6,660.14	0.00	2,288.06	(24.03)	0.00	\$411,082.13	
February-15	0.00	0.00	185.19	0.00	(477,833.59)	(1,725.14)	0.00	0.00	0.00	(17,787.78)	(1,601.28)	0.00	(\$408,764.60)	
March-15	0.00	0.00	244.70	0.00	307,722.49	(3,613.80)	0.00	0.00	0.00	6,691.55	(76.61)	0.00	\$310,968.31	
April-15	0.00	0.00	235.34	0.00	846,201.75	(5,287.20)	0.00	0.00	0.00	0.00	0.00	0.00	\$841,149.89	
May-15	0.00	0.00	296.65	0.00	(377,819.70)	(8,245.45)	1,820.48	7,060.88	0.00	0.00	(21.29)	0.00	(\$576,968.43)	
June-15	0.00	0.00	256.35	0.00	96,823.41	131,918.36	0.00	0.00	0.00	0.00	(15.00)	0.00	\$228,983.12	
July-15	0.00	0.00	333.96	0.00	971,491.83	0.00	0.00	0.00	0.00	0.00	0.00	0.00	\$971,825.79	
August-15	0.00	0.00	338.46	0.00	(49,634.88)	(4,612.83)	0.00	0.00	0.00	0.00	0.00	0.00	(\$53,889.27)	
September-15	0.00	0.00	383.55	0.00	(561,808.20)	(313.05)	0.00	0.00	0.00	0.00	0.00	83,687,746.30	\$85,126,008.60	
October-15	0.00	0.00	8,325.42	0.00	(710.62)	(530.61)	0.00	0.00	0.00	37,524.06	0.00	0.00	\$44,808.25	
November-15	0.00	0.00	8,943.89	0.00	103,661.38	68.68	0.00	0.00	0.00	0.00	0.00	0.00	\$112,075.95	
December-15	0.00	0.00	19,634.11	0.00	82,121.01	(71.32)	0.00	0.00	0.00	0.00	0.00	0.00	\$101,683.80	
Plan Year Transactions to Date	1,598,884,831.38	46,193,376.19	128,703.81	37,769,920.85	(1,193,405,549.29)	(72,183,794.06)	(17,107,674.32)	(41,557,938.93)	0.00	(346,332,784.41)	(9,200,536.34)	86,369,309.77	\$89,657,594.45	

501 Prior to the September 2015 report the plan year 2013 balance included ERRP funds in the amount of \$10,159,793.00 and plan year 2014 included ERRP funds in the amount of \$85,687,746.30. The September 2015 report includes an entry transferring ERRP funds in the amount of \$85,687,746.30 from plan year 2014 to plan year 2013. Per ERRP guidelines concerning maintenance of contribution, it was determined to use all ERRP funds for claims incurred in plan year 2013. Specifically, KEHP had claims of approximately \$130 million incurred in plan year 2013 but paid in plan year 2014. The plan year 2014 balance now includes no ERRP funds and the plan year 2013 balance includes ERRP funds in the amount of \$95,847,539.30.

Kentucky Employees' Health Plan – Status Report
4th Quarter, 2019
Attachment B – Summary
Page B-14

2014	PLAN YEAR 2013											TOTAL CASH TRANSACTIONS		
	101	102	110	120	130	201	202	203	204	301	302		500	501
	PREMIUMS	HRA WAIVER CONTRIBUTION	INTEREST INCOME	DRUG REBATES	TRANSFERS FROM OTHER PLAN YEAR(S)	MEDICAL CLAIMS	HUMANIA ADMIN FEES	HRA SELECT CLAIMS	HRA WAIVER CLAIMS	PHARMACY CLAIMS	SCRIPTS ADMIN FEES	TRANSFERS TO OTHER PLAN YEAR(S)	OPERATING TRANSFER & ADJ	
2013 Balance Forward	1,533,384,047.87	46,186,551.19	79,790.06	17,517,925.22	0.00	(1,076,115,537.17)	(71,306,826.85)	(16,148,858.49)	(38,184,591.64)	(337,129,949.87)	(7,962,511.78)	0.00	377,594.69	\$50,695,433.23
January-14	63,583,286.01	6,650.00	1,768.99	(136,307.71)	0.00	(61,577,661.42)	(636,749.06)	(370,054.23)	(1,327,447.90)	(9,159,963.27)	(896,017.68)	0.00	0.00	(330,514,516.27)
February-14	1,591,766.21	0.00	5,994.35	9,798,339.70	0.00	(20,068,536.01)	0.00	(196,601.31)	(669,552.22)	53,015.73	(369,019.24)	0.00	0.00	(49,884,592.79)
March-14	291,041.50	175.00	905.76	(2,462.23)	0.00	(7,709,045.81)	(214,693.60)	(278,116.54)	(842,804.55)	3,077.41	(314.66)	0.00	0.00	(48,752,287.72)
April-14	21,425.42	0.00	106.59	0.00	0.00	(4,178,949.10)	(77,556.59)	(170,543.85)	(659,529.86)	(3,113.42)	60,156.74	0.00	(44,704.22)	(45,052,711.29)
May-14	3,618.88	0.00	(251.01)	0.00	0.00	(4,799,274.38)	(14,756.41)	4,069.74	22,675.75	(28,705.87)	(76.53)	0.00	0.00	(4,812,681.83)
June-14	4,167.68	0.00	(343.07)	10,439,237.36	0.00	1,087,626.65	(9,003.16)	29,508.96	51,166.44	1,362.53	(69.43)	0.00	0.00	\$11,596,535.87
July-14	2,194.58	0.00	106.87	0.00	0.00	204,310.71	0.00	9,553.63	18,814.79	1,362.53	(69.43)	0.00	(501,327.00)	(3,295,653.32)
August-14	3,283.23	0.00	172.42	153,168.51	0.00	(221,048.69)	(7,103.45)	3,110.30	1,434.74	7,414.30	(26.37)	0.00	850,000.00	\$790,424.99
September-14	0.00	0.00	250.60	0.00	0.00	(387,121.61)	(14,882.43)	3,343.22	6,712.27	0.00	(67.66)	0.00	0.00	(391,765.61)
October-14	0.00	0.00	262.46	0.00	0.00	(349,236.21)	(2,147.83)	918.02	4,191.01	(1,097.66)	(36.29)	0.00	0.00	(324,748.50)
November-14	0.00	0.00	196.41	0.00	0.00	(933,808.68)	(2,579.32)	1,146.47	1,054.77	0.00	(2.50)	0.00	0.00	(933,694.05)
December-14	0.00	0.00	181.73	0.00	0.00	171,096.00	(1,087.98)	2,179.90	6,216.45	2,663.47	(11.37)	0.00	0.00	\$181,238.20
Plan Year Transactions to Date	1,598,884,831.38	46,193,376.19	89,162.16	37,769,920.65	0.00	(1,194,776,188.92)	(72,291,381.68)	(17,110,444.18)	(41,571,659.95)	(346,261,500.28)	(9,198,796.13)	0.00	681,663.47	\$2,408,880.91

Kentucky Employees' Health Plan – Status Report
 4th Quarter, 2019
 Attachment B – Summary
 Page B-15

PLAN YEAR 2013														
2013	101 PREMIUMS	102 CONTRIBUTION	110 INTEREST	120 DRUG REBATES	130 FROM OTHER	201 MEDICAL CLAIMS	202 HUMANA ADMIN FEES	203 HRA SELECT CLAIMS	204 HRA WAIVER CLAIMS	301 PHARMACY CLAIMS	302 EXPRESS	500 OTHER PLAN	501 TRANSFERRED &	TOTAL CASH
2012 Balance	0.00	0.00	0.00	0.00	0.00	0.00	0.00	0.00	0.00	0.00	0.00	0.00	0.00	\$0.00
January-13	68,143,104.47	3,896,142.88	0.00	0.00	0.00	(24,391,801.37)	(5,813,983.54)	(1,490,177.99)	(3,070,020.72)	(25,373,655.71)	(521,631.71)	0.00	(2,067,300.00)	\$9,330,676.31
February-13	133,018,873.82	3,890,760.30	1,330.05	0.00	0.00	(72,563,728.72)	(5,812,564.61)	(1,390,383.86)	(3,339,528.86)	(26,694,891.63)	(744,105.42)	0.00	5,778,266.70	\$32,153,617.77
March-13	130,715,440.97	3,894,458.10	6,017.56	0.00	0.00	(82,601,826.08)	(5,821,602.35)	(1,731,695.08)	(3,508,088.26)	(26,521,898.88)	(738,400.84)	0.00	5,755,545.08	\$19,987,947.92
April-13	132,577,415.72	3,919,830.22	11,026.91	0.00	0.00	(98,732,925.69)	(5,888,838.01)	(1,719,677.11)	(3,784,878.95)	(32,733,961.04)	(843,777.57)	0.00	2,941,084.90	(\$4,138,700.62)
May-13	136,896,674.07	4,142,786.74	7,387.54	0.00	0.00	(95,482,679.08)	(5,390,049.29)	(1,482,968.84)	(3,424,475.83)	(25,050,093.03)	(705,330.41)	0.00	5,731,422.62	\$14,642,674.49
June-13	118,632,875.86	3,316,580.37	7,745.88	0.00	0.00	(87,031,148.02)	(5,807,157.33)	(1,541,570.53)	(3,373,926.71)	(26,727,688.13)	(811,833.62)	0.00	5,721,704.14	\$2,385,984.91
July-13	150,893,611.84	4,169,930.69	6,945.49	0.00	0.00	(103,687,599.46)	(6,108,607.49)	(1,897,741.86)	(3,862,301.02)	(32,306,673.99)	(684,303.07)	0.00	8,673,443.42	\$16,160,304.64
August-13	133,241,742.48	3,763,276.15	8,918.17	0.00	0.00	(107,385,933.15)	(5,361,421.65)	(1,146,422.94)	(3,063,185.96)	(25,888,297.37)	(812,117.27)	0.00	0.00	(\$7,243,441.54)
September-13	131,014,807.22	3,710,447.46	9,555.72	9,021,530.77	0.00	(88,786,658.33)	(11,591,988.33)	(1,028,725.40)	(2,609,809.08)	(26,214,551.80)	(712,735.11)	0.00	(33,205.59)	\$12,779,389.62
October-13	132,680,129.20	3,818,531.80	8,372.46	0.00	0.00	(108,872,004.96)	(544,134.31)	(1,119,636.12)	(2,857,327.40)	(34,275,695.92)	(725,594.47)	0.00	(2,117,596.79)	(\$1,005,469.51)
November-13	130,272,794.65	3,813,602.82	5,517.28	8,496,374.45	0.00	(102,345,802.19)	(5,781,719.52)	(918,087.80)	(2,789,485.00)	(27,228,270.39)	(127,360.23)	0.00	0.00	\$3,397,664.07
December-13	135,296,577.57	3,850,383.66	6,983.00	0.00	0.00	(105,434,029.52)	(6,006,340.42)	(1,081,872.96)	(2,541,063.83)	(28,237,073.37)	(334,922.06)	0.00	(30,015,854.88)	(\$34,707,214.83)
Plan Year Transactions to Date	1,533,384,047.87	46,186,551.19	79,790.06	17,517,925.22	0.00	(1,076,115,537.17)	(71,308,826.85)	(16,148,938.49)	(38,184,591.64)	(337,129,948.87)	(7,962,611.78)	0.00	377,594.69	\$50,695,433.23

501 The plan year 2013 balance includes ERFP funds transferred from the 2512 fund in the amount of \$10,159,793.00
 1 The September 2013 Humana Admin Fees (202) balance is overstated \$5,693,175.58. A Revenue department intercept placed on Humana payments caused a payment to be voided and reissued. The initial payment document was not voided until October 1, 2013. If the initial document had been voided in September 2013 the Humana Admin Fees balance would have been \$5,898,812.75 and the September 2013 Total Cash Transactions balance would have been \$18,472,565.20.
 2 The Humana administrative fees payment voided in September 2013 was deposited on October 1, 2013. This reversal transaction decreased the Humana Administrative Fees (202) balance by \$5,693,175.58.

Kentucky Employees' Health Plan – Status Report
4th Quarter, 2019
Attachment B – Summary
Page B-16

2019	PLAN YEAR 2014													TOTAL	
	101	102	110	120	201	202	203	204	210	213	214	301	302		501
	PREMIUMS	HRA WAIVER CONTRIBUTION	INTEREST INCOME	DRUG REBATES-ESI	MEDICAL CLAIMS HUMANA	HUMANA ADMIN FEES	HRA EMBEDDED CLAIMS HUMANA	HRA WAIVER CLAIMS HUMANA	MEDICAL CLAIMS ANTHEM	HRA EMBEDDED CLAIMS-VWV	HRA WAIVER CLAIMS-VWV	PHARMACY CLAIMS	EXPRESS SCRIPTS ADMIN FEES	OPERATING TRANSFERRED & ADJ	
2018 Balance Forward	1,612,668,703.39	46,543,245.35	891,099.18	49,128,030.38	(1,085,006,143.94)	(72,311,737.66)	(36,123,110.74)	(39,972,569.15)	26,325.25	(1,000,247.63)	(2,463,545.07)	(322,295,656.59)	(11,926,027.81)	(138,164,364.96)	(\$0.00)
January-19	0.00	0.00	0.00	0.00	0.00	0.00	0.00	0.00	0.00	0.00	0.00	0.00	0.00	0.00	\$0.00
February-19	0.00	0.00	0.00	0.00	0.00	0.00	0.00	0.00	0.00	0.00	0.00	0.00	0.00	0.00	\$0.00
March-19	0.00	0.00	0.00	0.00	0.00	0.00	0.00	0.00	0.00	0.00	0.00	0.00	0.00	0.00	\$0.00
April-19	0.00	0.00	0.00	0.00	0.00	0.00	0.00	0.00	0.00	0.00	0.00	0.00	0.00	0.00	\$0.00
May-19	0.00	0.00	0.00	0.00	0.00	0.00	0.00	0.00	0.00	0.00	0.00	0.00	0.00	0.00	\$0.00
June-19	0.00	0.00	0.00	0.00	0.00	0.00	0.00	0.00	0.00	0.00	0.00	0.00	0.00	0.00	\$0.00
July-19	0.00	0.00	0.00	0.00	0.00	0.00	0.00	0.00	0.00	0.00	0.00	0.00	0.00	0.00	\$0.00
August-19	0.00	0.00	0.00	0.00	0.00	0.00	0.00	0.00	0.00	0.00	0.00	0.00	0.00	0.00	\$0.00
September-19	0.00	0.00	0.00	0.00	0.00	0.00	0.00	0.00	0.00	0.00	0.00	0.00	0.00	0.00	\$0.00
October-19	0.00	0.00	0.00	0.00	0.00	0.00	0.00	0.00	0.00	0.00	0.00	0.00	0.00	0.00	\$0.00
November-19	0.00	0.00	0.00	0.00	0.00	0.00	0.00	0.00	0.00	0.00	0.00	0.00	0.00	0.00	\$0.00
December-19	0.00	0.00	0.00	0.00	0.00	0.00	0.00	0.00	0.00	0.00	0.00	0.00	0.00	0.00	\$0.00
Plan Year Transactions to Date	1,612,668,703.39	46,543,245.35	891,099.18	49,128,030.38	(1,085,006,143.94)	(72,311,737.66)	(36,123,110.74)	(39,972,569.15)	26,325.25	(1,000,247.63)	(2,463,545.07)	(322,295,656.59)	(11,926,027.81)	(138,164,364.96)	(\$0.00)

Kentucky Employees' Health Plan – Status Report
 4th Quarter, 2019
 Attachment B – Summary
 Page B-17

		PLAN YEAR 2014															TOTAL	
2018	2017 Balance Forward	101	102	110	120	121	130	201	202	203	204	210	213	214	301	302	501	TOTAL
		PREMIUMS	HRA WAGER CONTRIBUTION	INTEREST INCOME	DRUG REBATES-ESI	DRUG REBATES-COS	TRANSFERS/JOBS/OTHER PLAN YEARS	MEDICAL CLAIMS HUMANA	HUMANA ADMIN FEES	HRA EMBEDDED CLAIMS HUMANA	HRA WAGER CLAIMS HUMANA	MEDICAL CLAIMS-ANTHEM	HRA EMBEDDED CLAIMS-VW	HRA WAGER CLAIMS-VW	PHARMACY CLAIMS	EXPRESS SCRIPTS ADULT FEES	OPERATING TRANSFERS/JOBS	CASH TRANSACTIONS
		1,612,668,703.39	46,543,245.35	884,678.72	48,657,832.31	0.00	0.00	(1,004,698,883.59)	(72,311,737.66)	(36,123,110.74)	(38,972,586.15)	26,013.49	(1,003,638.36)	(2,453,545.07)	(322,296,656.59)	(11,827,462.29)	(137,066,683.53)	\$1,160,216.66
January-18		0.00	0.00	697.01	0.00	0.00	0.00	(179,862.32)	0.00	0.00	0.00	0.00	0.00	0.00	0.00	1,454.48	0.00	0.00
February-18		0.00	0.00	1,167.39	0.00	0.00	0.00	0.00	0.00	0.00	0.00	108.69	0.00	0.00	0.00	0.00	0.00	\$1,276.08
March-18		0.00	0.00	1,334.70	28,881.46	0.00	0.00	(2,542.59)	0.00	0.00	0.00	395.91	190.75	0.00	0.00	0.00	0.00	\$25,901.23
April-18		0.00	0.00	1,513.35	0.00	0.00	0.00	0.00	0.00	0.00	0.00	0.00	0.00	0.00	0.00	0.00	0.00	\$1,513.35
May-18		0.00	0.00	1,506.01	43,316.61	0.00	0.00	43,300.96	0.00	0.00	0.00	30.16	0.00	0.00	0.00	0.00	0.00	\$88,165.74
June-18		0.00	0.00	0.00	0.00	0.00	0.00	0.00	0.00	0.00	0.00	0.00	0.00	0.00	0.00	0.00	0.00	\$0.00
July-18		0.00	0.00	0.00	0.00	0.00	0.00	0.00	0.00	0.00	0.00	0.00	0.00	0.00	0.00	0.00	0.00	\$0.00
August-18		0.00	0.00	0.00	0.00	0.00	0.00	0.00	0.00	0.00	0.00	0.00	0.00	0.00	0.00	0.00	0.00	\$0.00
September-18		0.00	0.00	0.00	0.00	0.00	0.00	0.00	0.00	0.00	0.00	0.00	0.00	0.00	0.00	0.00	0.00	\$0.00
October-18		0.00	0.00	0.00	0.00	0.00	0.00	0.00	0.00	0.00	0.00	0.00	0.00	0.00	0.00	0.00	0.00	\$0.00
November-18		0.00	0.00	0.00	0.00	0.00	0.00	0.00	0.00	0.00	0.00	0.00	0.00	0.00	0.00	0.00	0.00	\$0.00
December-18		0.00	0.00	0.00	0.00	0.00	0.00	0.00	0.00	0.00	0.00	0.00	0.00	0.00	0.00	0.00	0.00	\$0.00
Plan Year Transactions to Date		1,612,668,703.39	46,543,245.35	851,095.16	48,126,030.38	0.00	0.00	(1,005,006,007.34)	(72,311,737.66)	(36,123,110.74)	(38,972,586.15)	26,182.25	(1,003,247.63)	(2,453,545.07)	(322,296,656.59)	(11,826,027.81)	(136,164,364.96)	\$0.00

Kentucky Employees' Health Plan – Status Report
 4th Quarter, 2019
 Attachment B – Summary
 Page B-18

2017	PLAN YEAR 2014													TOTAL	
	101	102	110	120	201	202	203	204	210	213	214	301	302		501
	PREMIUMS	HRA/WAIVER CONTRIBUTION	INTEREST INCOME	DRUG REBATES-ESI	MEDICAL CLAIMS HUMANA	HUMANA ADMIN FEES	HRA EMBEDDED CLAIMS-HUMANA	HRA/WAIVER CLAIMS HUMANA	MEDICAL CLAIMS-ANTHEM	HRA EMBEDDED CLAIMS-VWV	HRA/WAIVER CLAIMS-VWV	PHARMACY CLAIMS	EXPRESS SCRIPTS ADMIN FEES	OPERATING TRANSFER/REP & ADJ	
2016 Balance Forward	1,612,668,703.39	46,543,245.35	668,967.61	48,986,433.60	(1,096,078,014.55)	(72,311,737.66)	(36,123,110.74)	(39,972,598.15)	3,691.25	(1,003,526.24)	(2,463,545.07)	(322,256,656.59)	(11,528,828.45)	(87,863,909.09)	\$48,811,743.67
January-17	0.00	0.00	29,206.93	0.00	143,816.69	0.00	1,965.99	4,650.63	0.00	0.00	0.00	0.00	0.00	0.00	\$178,640.24
February-17	0.00	0.00	31,229.81	0.00	0.00	0.00	0.00	0.00	1,000.00	0.00	0.00	0.00	0.00	0.00	\$32,239.81
March-17	0.00	0.00	35,981.97	0.00	(1,237.13)	0.00	0.00	0.00	458.85	0.00	0.00	0.00	1,014.99	0.00	\$36,218.79
April-17	0.00	0.00	41,161.27	0.00	0.00	0.00	0.00	0.00	901.45	0.00	0.00	0.00	0.00	0.00	\$42,062.72
May-17	0.00	0.00	38,476.39	0.00	31,411.67	0.00	0.00	0.00	0.00	0.00	0.00	0.00	351.17	0.00	\$70,238.23
June-17	0.00	0.00	38,302.97	31,298.67	(7,003.91)	0.00	(1,955.99)	(4,650.63)	0.00	0.00	0.00	0.00	0.00	(49,171,144.46)	(\$49,115,173.34)
July-17	0.00	0.00	48.12	0.00	0.00	0.00	0.00	0.00	307.37	0.00	0.00	0.00	0.00	0.00	\$100.70
August-17	0.00	0.00	52.57	0.00	398,023.46	0.00	0.00	0.00	0.00	0.00	0.00	0.00	0.00	0.00	\$398,076.03
September-17	0.00	0.00	376.25	28,880.21	(6,452.51)	0.00	0.00	0.00	1,714.47	0.00	0.00	0.00	0.00	0.00	\$24,518.42
October-17	0.00	0.00	438.94	0.00	75,970.83	0.00	0.00	0.00	3,518.99	467.96	0.00	0.00	0.00	0.00	\$80,416.62
November-17	0.00	0.00	778.07	0.00	0.00	0.00	0.00	0.00	3,824.70	0.00	0.00	0.00	0.00	0.00	\$4,602.77
December-17	0.00	0.00	847.82	8,228.83	606,856.25	0.00	0.00	0.00	10,596.31	0.00	0.00	0.00	0.00	0.00	\$626,530.21
Plan Year Transactions to Date	1,612,668,703.39	46,543,245.35	884,878.72	49,057,832.31	(1,094,866,863.99)	(72,311,737.66)	(36,123,110.74)	(39,972,598.15)	26,013.49	(1,003,438.38)	(2,463,545.07)	(322,256,656.59)	(11,507,402.29)	(137,065,063.53)	\$1,160,151.86

Kentucky Employees' Health Plan – Status Report
 4th Quarter, 2019
 Attachment B – Summary
 Page B-19

2016	PLAN YEAR 2014													TOTAL	
	101	102	110	120	201	202	203	204	210	213	214	301	302		303
	PREMIUMS	HRA WAIVER CONTRIBUTION	INTEREST INCOME	DRUG REBATES-ESI	MEDICAL CLAIMS HUMANA	HUMANA ADMIN FEES	HRA EMBEDDED CLAIMS HUMANA	HRA WAIVER CLAIMS HUMANA	MEDICAL CLAIMS-ANTHEM	HRA EMBEDDED CLAIMS-WV	HRA WAIVER CLAIMS-WV	PHARMACY CLAIMS	EXPRESS SCRIPTS ADMIN FEES	OPERATING TRANSFER & ADJ	CASH TRANSACTIONS
2015 Balance Forward	1,612,668,703.39	46,543,245.35	329,375.53	48,989,433.60	(1,007,242,477.31)	(72,297,977.13)	(9,303,728.42)	(40,048,800.11)	0.00	(1,003,926.24)	(2,453,545.07)	(323,311,528.20)	(11,941,832.15)	(24,394,697.25)	\$110,699,055.79
January-16	0.00	0.00	23,965.13	0.00	1,577,869.83	0.00	86,069.10	87,216.69	0.00	0.00	0.00	3,978.63	12,783.70	0.00	\$1,791,863.08
February-16	0.00	0.00	34,028.84	0.00	(196,968.00)	(9,831.56)	0.00	0.00	0.00	0.00	0.00	0.00	0.00	0.00	(\$172,308.72)
March-16	0.00	0.00	38,694.07	0.00	(479,065.81)	0.00	0.00	0.00	0.00	0.00	0.00	0.00	0.00	0.00	(\$440,391.74)
April-16	0.00	0.00	46,527.35	0.00	(998,118.65)	0.00	0.00	0.00	0.00	0.00	0.00	0.00	0.00	0.00	(\$381,791.29)
May-16	0.00	0.00	34,193.42	0.00	(215,645.79)	(1,602.11)	0.00	\$25.45	0.00	0.00	0.00	0.00	0.00	158.17	(\$182,368.86)
June-16	0.00	0.00	37,952.80	0.00	(310,888.80)	0.00	0.00	0.00	0.00	0.00	0.00	10,892.98	240.00	(63,300,000.00)	(\$63,781,803.02)
July-16	0.00	0.00	19,850.70	0.00	(85,798.10)	(121.61)	(416.66)	(4,767.36)	0.00	0.00	0.00	0.00	0.00	0.00	(\$71,275.03)
August-16	0.00	0.00	19,715.94	0.00	982,926.04	(75.80)	(2,071.77)	(5,155.78)	0.00	0.00	0.00	0.00	0.00	0.00	\$1,010,891.87
September-16	0.00	0.00	20,204.48	0.00	183,285.59	(120.65)	0.00	(146.06)	0.00	0.00	0.00	0.00	0.00	0.00	\$393,215.56
October-16	0.00	0.00	19,283.28	0.00	24,534.28	0.00	(355.77)	0.00	0.00	0.00	0.00	0.00	0.00	0.00	\$43,231.79
November-16	0.00	0.00	22,489.96	0.00	84,426.55	0.00	0.00	0.00	3,170.14	0.00	0.00	0.00	0.00	0.00	\$110,086.65
December-16	0.00	0.00	22,686.11	0.00	(2,398.20)	0.00	(2,697.22)	(9,392.98)	531.11	0.00	0.00	0.00	0.00	0.00	\$8,818.82
Plan Year Transactions to Date	1,612,668,703.39	46,543,245.35	668,967.61	48,989,433.60	(1,006,078,014.55)	(72,311,771.66)	(9,123,110.74)	(39,972,569.15)	3,691.25	(1,003,926.24)	(2,453,545.07)	(322,296,658.59)	(11,928,828.45)	(87,893,009.08)	\$48,811,743.67

501 Prior to the September 2015 report the plan year 2013 balance included ERRP funds in the amount of \$10,159,795.00 and plan year 2014 included ERRP funds in the amount of \$85,687,746.30. The September 2015 report includes an entry transferring ERRP funds in the amount of \$85,687,746.30 from plan year 2014 to plan year 2013. Per ERRP guidelines concerning maintenance of contribution, it was determined to use all ERRP funds for claims incurred in plan year 2013. Specifically, KEHP had claims of approximately \$130 million incurred in plan year 2013 but paid in plan year 2014. The plan year 2014 balance now includes no ERRP funds and the plan year 2013 balance includes ERRP funds in the amount of \$95,847,539.30.

Kentucky Employees' Health Plan – Status Report
4th Quarter, 2019
Attachment B – Summary
Page B-20

2015	PLAN YEAR 2014														TOTAL
	101	102	110	120	201	202	203	204	210	213	214	301	302	501	
	PREMIUMS	HRA WAIVER CONTRIBUTION	INTEREST INCOME	DRUG REBATES-SCRIPTS	MEDICAL CLAIMS	HUMANNA ADMIN FEES	HRA EMBEDDED CLAIMS	HRA WAIVER CLAIMS	MEDICAL CLAIMS-ANTHRA	HRA EMBEDDED CLAIMS-VV	HRA WAIVER CLAIMS-VV	PHARMACY CLAIMS	EXPRESS SCRIPTS ADMIN FEES	OPERATING TRANSPORT & ADJ	CASH TRANSACTIONS
2014 Balance Forward	1,539,869,384.92	46,533,540.19	131,949.55	22,622,803.30	(984,742,627.91)	(721,061,124.80)	(13,357,086.07)	(38,782,699.94)	0.00	0.00	0.00	(318,374,631.77)	(10,815,533.72)	74,981,924.76	\$223,962,534.84
January-15	72,896,638.19	7,955.16	13,371.49	0.00	(6,192,926.14)	(6,192,926.14)	(878,632.36)	(1,117,160.69)	0.00	0.00	0.00	(3,712,900.77)	(898,614.54)	(11,813,970.00)	(521,186,751.81)
February-15	511,366.25	1,730.00	13,111.58	0.00	(1,862,263.11)	(362,841.08)	0.00	0.00	0.00	(348,178.00)	(807,061.57)	(77,849.76)	(41,475.53)	(15.00)	(520,165,696.22)
March-15	198,670.94	0.00	17,325.41	12,267,269.43	(7,690,237.95)	6,905,042.31	0.00	0.00	0.00	(347,373.77)	(800,863.89)	(131,199.22)	(313.70)	0.00	\$10,897,799.56
April-15	913.17	0.00	16,998.89	0.00	(2,385,026.59)	(64,836.12)	(500.00)	(1,598.56)	0.00	(369,667.74)	(741,298.86)	(1,600.20)	0.00	0.00	(53,446,614.05)
May-15	1,316.94	0.00	16,016.72	0.00	(2,739,412.39)	(73,289.19)	21,143.23	43,305.45	0.00	(36,786.98)	(100,948.87)	0.00	(261.61)	0.00	(52,886,976.70)
June-15	412.98	0.00	15,270.44	13,595,360.87	(919,901.20)	(63,046.80)	0.00	0.00	0.00	(889.38)	(2,483.16)	0.00	976,818.24	486,213.00	\$13,212,560.99
July-15	0.00	0.00	19,854.60	0.00	1,979,800.02	0.00	0.00	0.00	0.00	(892.37)	0.00	0.00	(1.29)	0.00	\$1,998,450.96
August-15	0.00	0.00	21,308.04	0.00	(74,313.61)	(8,767.29)	9,278.97	16,366.26	0.00	(138.60)	(898.88)	0.00	0.00	0.00	(577,224.11)
September-15	0.00	0.00	18,017.73	0.00	(1,621,069.16)	(254,311.67)	132.84	779.37	0.00	0.00	0.00	0.00	0.00	(83,687,746.30)	(87,534,197.19)
October-15	0.00	0.00	10,797.03	0.00	(234,231.04)	(89,563.38)	(86.00)	(359.82)	0.00	0.00	0.00	6,243.52	0.00	(2,362,794.00)	(52,670,133.69)
November-15	0.00	0.00	11,056.83	0.00	259,922.88	(2,746.73)	0.00	(34.60)	0.00	0.00	0.00	0.00	0.00	0.00	\$283,198.38
December-15	0.00	0.00	24,297.22	0.00	(198,113.35)	(7,372.24)	15.11	0.00	0.00	0.00	0.00	0.00	0.00	2,320.29	(517,932.97)
Plan Year Transfers to Date	1,612,668,703.39	46,543,245.35	329,375.53	48,889,433.60	(1,087,242,347.51)	(72,299,977.13)	(36,263,728.42)	(40,040,830.11)	0.00	(1,003,926.24)	(2,453,345.07)	(322,311,528.20)	(1,194,832.15)	(243,940,672.25)	\$110,639,075.79

501 Prior to the September 2015 report the plan year 2013 balance included ERFP funds in the amount of \$10,159,793.00 and plan year 2014 included ERFP funds in the amount of \$85,687,746.30. The September 2015 report includes an entry transferring ERFP funds in the amount of \$85,687,746.30 from plan year 2014 to plan year 2013. Per ERFP guidelines concerning maintenance of contribution, it was determined to use all ERFP funds for claims incurred in plan year 2013. Specifically, KEFP had claims of approximately \$120 million incurred in plan year 2013 but paid in plan year 2014. The plan year 2014 balance now includes no ERFP funds and the plan year 2013 balance includes ERFP funds in the amount of \$95,847,539.30.

Kentucky Employees' Health Plan – Status Report
 4th Quarter, 2019
 Attachment B – Summary
 Page B-21

		PLAN YEAR 2014													TOTAL
2014		101	102	110	120	130	201	202	203	204	301	302	500	501	
		PREMIUMS	HRA/MAVER CONTRIBUTION	INTEREST INCOME	DRUG REBATES	TRANSFERS FROM OTHER PLAN YEAR(S)	MEDICAL CLAIMS	HUMANIA ADMIN FEES	HRA SELECT CLAIMS	HRA MAVER CLAIMS	PHARMACY CLAIMS	EXPRESS SCRIPTS ADMIN FEES	TRANSFERS TO OTHER PLAN YEAR(S)	CHECKING TRANSFER & ADJ.	CASH TRANSACTIONS
2013 Balance Forward		0.00	0.00	0.00	0.00	0.00	0.00	0.00	0.00	0.00	0.00	0.00	0.00	0.00	\$0.00
January-14		69,101,980.14	3,787,362.36	0.00	0.00	0.00	(18,390,064.46)	(6,249,431.45)	(2,888,498.77)	(3,016,722.53)	(16,247,827.73)	(488,624.08)	0.00	(1,866,900.00)	\$23,641,172.48
February-14		135,498,466.71	3,859,916.28	6,569.89	0.00	0.00	(53,504,998.59)	(6,263,205.86)	(3,540,526.86)	(3,111,297.86)	(20,208,764.29)	(542,776.53)	0.00	29,034,676.96	\$81,126,060.91
March-14		135,333,812.18	3,865,117.96	9,216.25	0.00	0.00	(72,567,068.31)	(6,281,044.85)	(3,846,005.30)	(3,439,241.60)	(22,837,460.21)	(859,431.34)	0.00	13,368,046.88	\$42,675,951.66
April-14		132,223,489.21	3,895,236.96	9,975.84	0.00	0.00	(88,214,346.37)	(6,860,595.35)	(3,788,131.81)	(3,532,040.66)	(28,885,023.99)	(1,063,589.63)	0.00	12,156,907.37	\$15,881,911.67
May-14		134,947,560.50	3,812,530.54	10,774.34	0.00	0.00	(75,690,132.73)	(6,587,666.50)	(3,311,119.40)	(3,375,746.63)	(23,789,229.56)	(760,712.01)	0.00	13,309,287.56	\$38,665,544.51
June-14		119,483,371.51	3,628,162.10	8,327.61	0.00	0.00	(84,769,323.04)	(6,634,949.96)	(3,090,944.49)	(3,435,402.32)	(26,477,797.19)	(1,251,633.20)	0.00	13,368,012.05	\$10,727,824.07
July-14		138,025,282.77	4,208,722.59	6,941.37	0.00	0.00	(93,773,688.83)	(6,143,204.50)	(3,083,719.36)	(3,790,277.99)	(32,033,304.86)	(934,909.96)	0.00	(19,330.00)	\$26,826,833.17
August-14		148,575,154.11	3,769,939.46	12,126.51	0.00	0.00	(90,663,113.89)	(6,670,883.44)	(2,467,381.86)	(2,955,044.60)	(25,106,806.66)	(932,385.79)	0.00	950,000.00	\$23,512,259.72
September-14		129,714,724.19	3,714,683.48	15,588.74	10,974,642.57	0.00	(97,315,021.30)	(6,667,368.73)	(2,538,965.46)	(2,761,496.11)	(32,370,296.06)	(872,509.55)	0.00	950,000.00	\$2,749,941.75
October-14		134,700,273.21	3,910,816.84	18,477.14	0.00	0.00	(107,504,489.32)	(6,496,827.40)	(2,237,196.80)	(2,877,057.42)	(27,276,871.21)	(1,124,614.08)	0.00	(1,772,100.00)	\$10,648,756.04
November-14		127,960,822.20	3,989,659.95	14,167.93	11,648,160.73	0.00	(90,172,751.79)	(6,491,741.20)	(1,833,514.30)	(2,566,650.83)	(27,079,396.63)	(964,567.88)	0.00	349,895.00	\$14,834,109.08
December-14		134,306,438.19	4,010,478.67	19,814.83	0.00	0.00	(112,177,659.18)	(5,688,106.56)	(2,594,082.70)	(3,921,069.96)	(35,861,656.36)	(989,779.73)	0.00	(1,154,000.00)	\$18,829,651.80
Plan Year Transactions to Date		1,539,869,394.92	46,633,540.18	131,948.55	22,622,803.30	0.00	(884,742,627.81)	(72,105,124.80)	(35,357,060.07)	(38,782,066.61)	(318,374,631.77)	(10,815,533.72)	0.00	74,961,624.76	\$223,962,534.84

Kentucky Employees' Health Plan – Status Report
 4th Quarter, 2019
 Attachment B – Summary
 Page B-22

2019	PLAN YEAR 2015												
	101	102	110	120	121	130	201	202	203	204	210	213	
	PREMIUMS	HRA WAIVER CONTRIBUTION	INTEREST INCOME	DRUG REBATES-ESI	DRUG REBATES-CVS	TRANSFERS FROM OTHER PLAN YEAR(S)	MEDICAL CLAIMS HUMANA	HUMANA ADMIN FEES	HRA EMBEDDED CLAIMS HUMANA	HRA WAIVER CLAIMS HUMANA	MEDICAL CLAIMS-ANTHEM	HRA EMBEDDED CLAIMS- W/W	
2018 Balance Forward	1,615,867,871.08	47,248,810.07	6,198,843.91	490,752.49	58,434,213.62	0.00	(2,180,285.97)	(20,565,778.49)	5,754.86	8,164.56	(921,065,713.79)	(39,050,582.12)	
January-19	0.00	0.00	0.00	0.00	0.00	0.00	0.00	0.00	0.00	0.00	0.00	0.00	
February-19	0.00	0.00	0.00	0.00	0.00	0.00	0.00	0.00	0.00	0.00	0.00	0.00	
March-19	0.00	0.00	0.00	0.00	0.00	0.00	0.00	0.00	0.00	0.00	0.00	0.00	
April-19	0.00	0.00	0.00	0.00	0.00	0.00	0.00	0.00	0.00	0.00	0.00	0.00	
May-19	0.00	0.00	0.00	0.00	0.00	0.00	0.00	0.00	0.00	0.00	0.00	0.00	
June-19	0.00	0.00	0.00	0.00	0.00	0.00	0.00	0.00	0.00	0.00	0.00	0.00	
July-19	0.00	0.00	0.00	0.00	0.00	0.00	0.00	0.00	0.00	0.00	0.00	0.00	
August-19	0.00	0.00	0.00	0.00	0.00	0.00	0.00	0.00	0.00	0.00	0.00	0.00	
September-19	0.00	0.00	0.00	0.00	0.00	0.00	0.00	0.00	0.00	0.00	0.00	0.00	
October-19	0.00	0.00	0.00	0.00	0.00	0.00	0.00	0.00	0.00	0.00	0.00	0.00	
November-19	0.00	0.00	0.00	0.00	0.00	0.00	0.00	0.00	0.00	0.00	0.00	0.00	
December-19	0.00	0.00	0.00	0.00	0.00	0.00	0.00	0.00	0.00	0.00	0.00	0.00	
Plan Year Transactions to Date	1,615,867,871.08	47,248,810.07	6,198,843.91	490,752.49	58,434,213.62	0.00	(2,180,285.97)	(20,565,778.49)	5,754.86	8,164.56	(921,065,713.79)	(39,050,582.12)	

Kentucky Employees' Health Plan – Status Report
 4th Quarter, 2019
 Attachment B – Summary
 Page B-23

2019	PLAN YEAR 2015											TOTAL
	214	215	216	217	301	302	310	311	500	501		
	HRA WAIVER CLAIMS-WWV	ANTHEM ADMIN	WAGE WORKS ADMIN	MDX MEDICAL ADMIN COMPASS	PHARMACY CLAIMS ESI	EXPRESS SCRIPTS ADMIN FEES	PHARMACY CLAIMS- CVS	CVS ADMIN	TRANSFERS TO OTHER PLAN YEAR(S)	OPERATING TRANSFER EXP & ADJ		CASH TRANSACTIONS
2018 Balance Forward	(37,792,940.75)	(47,106,337.22)	(4,428,390.49)	(944,432.44)	(91.70)	(82,924.69)	(323,360,201.29)	(5,986,803.15)	(13,478.00)	(325,676,450.49)		\$0.00
January-19	0.00	0.00	0.00	0.00	0.00	0.00	0.00	0.00	0.00	0.00	0.00	\$0.00
February-19	0.00	0.00	0.00	0.00	0.00	0.00	0.00	0.00	0.00	0.00	0.00	\$0.00
March-19	0.00	0.00	0.00	0.00	0.00	0.00	0.00	0.00	0.00	0.00	0.00	\$0.00
April-19	0.00	0.00	0.00	0.00	0.00	0.00	0.00	0.00	0.00	0.00	0.00	\$0.00
May-19	0.00	0.00	0.00	0.00	0.00	0.00	0.00	0.00	0.00	0.00	0.00	\$0.00
June-19	0.00	0.00	0.00	0.00	0.00	0.00	0.00	0.00	0.00	0.00	0.00	\$0.00
July-19	0.00	0.00	0.00	0.00	0.00	0.00	0.00	0.00	0.00	0.00	0.00	\$0.00
August-19	0.00	0.00	0.00	0.00	0.00	0.00	0.00	0.00	0.00	0.00	0.00	\$0.00
September-19	0.00	0.00	0.00	0.00	0.00	0.00	0.00	0.00	0.00	0.00	0.00	\$0.00
October-19	0.00	0.00	0.00	0.00	0.00	0.00	0.00	0.00	0.00	0.00	0.00	\$0.00
November-19	0.00	0.00	0.00	0.00	0.00	0.00	0.00	0.00	0.00	0.00	0.00	\$0.00
December-19	0.00	0.00	0.00	0.00	0.00	0.00	0.00	0.00	0.00	0.00	0.00	\$0.00
Plan Year Transactions to Date	(37,792,940.75)	(47,106,337.22)	(4,428,390.49)	(944,432.44)	(91.70)	(82,924.69)	(323,360,201.29)	(5,986,803.15)	(13,478.00)	(325,676,450.49)		\$0.00

Kentucky Employees' Health Plan – Status Report
 4th Quarter, 2019
 Attachment B – Summary
 Page B-24

		PLAN YEAR 2015											
2018		101	102	110	120	121	130	201	202	203	204	210	213
		PREMIUMS	HRA WAIVER CONTRIBUTION	INTEREST INCOME	DRUG REBATES-ESI	DRUG REBATES-CVS	TRANSFERS/2021 OTHER PLAN YEARS	MEDICAL CLAIMS HUMANA	HUMANA ADMIN FEES	HRA EMBEDDED CLAIMS HUMANA	HRA WAIVER CLAIMS HUMANA	MEDICAL CLAIMS-ANTHEM	HRA EMBEDDED CLAIMS-YWV
2017 Balance Forward		1,615,867,871.08	47,248,810.07	3,855,412.82	490,752.49	58,109,025.24	0.00	(2,180,312.19)	(20,565,778.49)	5,754.86	8,164.56	(921,401,773.15)	(39,051,537.00)
January-18		0.00	0.00	825,724.87	0.00	132,363.26	0.00	26.22	0.00	0.00	0.00	117,846.60	(3.25)
February-18		0.00	0.00	324,995.11	0.00	0.00	0.00	0.00	0.00	0.00	0.00	42,813.02	0.00
March-18		0.00	0.00	371,590.57	0.00	0.00	0.00	0.00	0.00	0.00	0.00	39,151.61	961.34
April-18		0.00	0.00	411,139.47	0.00	192,825.12	0.00	0.00	0.00	0.00	0.00	5,634.42	0.00
May-18		0.00	0.00	409,981.07	0.00	0.00	0.00	0.00	0.00	0.00	0.00	117,127.25	0.00
June-18		0.00	0.00	0.00	0.00	0.00	0.00	0.00	0.00	0.00	0.00	13,786.46	(3.21)
July-18		0.00	0.00	0.00	0.00	0.00	0.00	0.00	0.00	0.00	0.00	0.00	0.00
August-18		0.00	0.00	0.00	0.00	0.00	0.00	0.00	0.00	0.00	0.00	0.00	0.00
September-18		0.00	0.00	0.00	0.00	0.00	0.00	0.00	0.00	0.00	0.00	0.00	0.00
October-18		0.00	0.00	0.00	0.00	0.00	0.00	0.00	0.00	0.00	0.00	0.00	0.00
November-18		0.00	0.00	0.00	0.00	0.00	0.00	0.00	0.00	0.00	0.00	0.00	0.00
December-18		0.00	0.00	0.00	0.00	0.00	0.00	0.00	0.00	0.00	0.00	0.00	0.00
Plan Year Transactions to Date		1,615,867,871.08	47,248,810.07	6,198,843.91	490,752.49	58,434,213.62	0.00	(2,180,285.97)	(20,565,778.49)	5,754.86	8,164.56	(921,065,713.79)	(39,050,582.12)

Kentucky Employees' Health Plan – Status Report
 4th Quarter, 2019
 Attachment B – Summary
 Page B-25

2018	PLAN YEAR 2015											TOTAL
	214	215	216	217	301	302	310	311	500	501	CASH TRANSACTIONS	
	HRA WAIVER CLAIMS- WW	ANTHEM ADMIN	WAGE WORKS ADMIN	MDX MEDICAL ADMIN. COMPASS	PHARMACY CLAIMS ESI	EXPRESS SCRIPTS ADMIN FEES	PHARMACY CLAIMS- CVS	CVS ADMIN	TRANSFERS TO OTHER PLAN YEAR(S)	OPERATING TRANSFER EXP. & ADJ		
2017 Balance Forward	(37,793,072.70)	(47,106,337.22)	(4,428,390.49)	(944,432.44)	(91.70)	(82,924.69)	(323,360,806.99)	(5,986,724.50)	0.00	(50,246,704.41)	\$272,436,906.15	
January-18	0.00	0.00	0.00	0.00	0.00	0.00	(158,776)	(3.80)	0.00	0.00	\$1,075,996.14	
February-18	0.00	0.00	0.00	0.00	0.00	0.00	0.00	(24.00)	0.00	0.00	\$367,784.13	
March-18	131.95	0.00	0.00	0.00	0.00	0.00	1,680.73	0.00	0.00	0.00	\$413,516.20	
April-18	0.00	0.00	0.00	0.00	0.00	0.00	(386,776)	(14.85)	0.00	0.00	\$609,097.40	
May-18	0.00	0.00	0.00	0.00	0.00	0.00	(230,26)	(30.00)	0.00	35,222.28	\$562,070.34	
June-18	0.00	0.00	0.00	0.00	0.00	0.00	(299,25)	(6.00)	(13,478.00)	(275,464,968.36)	(\$275,464,968.36)	
July-18	0.00	0.00	0.00	0.00	0.00	0.00	0.00	0.00	0.00	0.00	\$0.00	
August-18	0.00	0.00	0.00	0.00	0.00	0.00	0.00	0.00	0.00	0.00	\$0.00	
September-18	0.00	0.00	0.00	0.00	0.00	0.00	0.00	0.00	0.00	0.00	\$0.00	
October-18	0.00	0.00	0.00	0.00	0.00	0.00	0.00	0.00	0.00	0.00	\$0.00	
November-18	0.00	0.00	0.00	0.00	0.00	0.00	0.00	0.00	-0.00	0.00	\$0.00	
December-18	0.00	0.00	0.00	0.00	0.00	0.00	0.00	0.00	0.00	0.00	\$0.00	
Plan Year Transactions to Date	(37,792,940.75)	(47,106,337.22)	(4,428,390.49)	(944,432.44)	(91.70)	(82,924.69)	(323,360,201.29)	(5,986,803.15)	(13,478.00)	(325,676,450.49)	\$0.00	

Kentucky Employees' Health Plan – Status Report
 4th Quarter, 2019
 Attachment B – Summary
 Page B-26

2017	PLAN YEAR 2015												
	101	102	110	120	121	130	201	202	203	204	210	213	
	PREMIUMS	HRA WAIVER CONTRIBUTION	INTEREST INCOME	DRUG REBATES-ESI	DRUG REBATES-CVS	TRANSFERS FROM OTHER PLAN YEAR(S)	MEDICAL CLAIMS HUMANA	HUMANA ADMIN FEES	HRA EMBEDDED CLAIMS HUMANA	HRA WAIVER CLAIMS HUMANA	MEDICAL CLAIMS-ANTHEM	HRA EMBEDDED CLAIMS- WW	
2016 Balance Forward	1,615,867,871.08	47,248,810.07	1,557,688.50	490,752.49	56,369,852.25	0.00	(2,183,310.10)	(20,565,778.49)	0.00	(426.99)	(921,646,108.52)	(39,054,188.05)	
January-17	0.00	0.00	171,762.81	0.00	778,893.59	0.00	0.00	0.00	647.20	566.98	(71,705.66)	(509.74)	
February-17	0.00	0.00	190,093.95	0.00	0.00	0.00	0.00	0.00	0.00	0.00	603,432.50	0.00	
March-17	0.00	0.00	219,382.89	0.00	0.00	0.00	0.00	0.00	0.00	0.00	929.97	0.00	
April-17	0.00	0.00	250,960.71	0.00	0.00	0.00	0.00	0.00	0.00	0.00	9,663.69	(4.00)	
May-17	0.00	0.00	234,593.71	0.00	809,296.36	0.00	0.00	0.00	0.00	0.00	92,808.42	0.00	
June-17	0.00	0.00	234,088.24	0.00	0.00	0.00	0.00	0.00	5,107.66	8,024.57	(62,550.36)	0.00	
July-17	0.00	0.00	233,490.75	0.00	42,157.66	0.00	0.00	0.00	0.00	0.00	(9,961.75)	(2.21)	
August-17	0.00	0.00	254,848.52	0.00	0.00	0.00	2,997.91	0.00	324.81	1,166.40	(37,196.57)	(8.00)	
September-17	0.00	0.00	241,367.88	0.00	0.00	0.00	0.00	0.00	0.00	0.00	(358,929.54)	1,368.17	
October-17	0.00	0.00	266,085.65	0.00	108,826.38	0.00	0.00	0.00	(324.81)	(1,166.40)	(52,487.21)	324.81	
November-17	0.00	0.00	472.56	0.00	0.00	0.00	0.00	0.00	0.00	0.00	35,176.97	1,482.02	
December-17	0.00	0.00	575.15	0.00	0.00	0.00	0.00	0.00	0.00	0.00	96,134.91	0.00	
Plan Year Transactions to Date	1,615,867,871.08	47,248,810.07	3,855,412.82	490,752.49	58,109,025.24	0.00	(2,180,312.19)	(20,565,778.49)	5,754.86	8,164.56	(921,401,773.15)	(39,051,537.00)	

Kentucky Employees' Health Plan – Status Report
 4th Quarter, 2019
 Attachment B – Summary
 Page B-27

2017	PLAN YEAR 2015											TOTAL
	214	215	216	217	301	302	310	311	500	501		
	HRA WAIVER CLAIMS-VWV	ANTHEM ADMIN	WAGE WORKS ADMIN	MDX MEDICAL ADMIN COMPASS	PHARMACY CLAIMS ESI	EXPRESS SCRIPTS ADMIN FEES	PHARMACY CLAIMS- CVS	CVS ADMIN	TRANSFERS TO OTHER PLAN YEAR(S)	OPERATING TRANSFER/EXP & ADJ		CASH TRANSACTIONS
2016 Balance Forward	(37,800,160.82)	(47,106,337.22)	(4,428,390.49)	(944,432.44)	(91.70)	(82,924.69)	(323,322,079.54)	(5,985,320.65)	0.00	(21,187,486.25)		\$297,227,939.34
January-17	(8.88)	0.00	0.00	0.00	0.00	0.00	(1,305.60)	(298.05)	0.00	0.00		\$878,042.65
February-17	(1,475.00)	0.00	0.00	0.00	0.00	0.00	(5,984.45)	(24.45)	0.00	0.00		\$785,042.51
March-17	(17.21)	0.00	0.00	0.00	0.00	0.00	(8.86)	(48.70)	0.00	0.00		\$220,238.07
April-17	(3.49)	0.00	0.00	0.00	0.00	0.00	(603.92)	(31.00)	0.00	0.00		\$260,001.99
May-17	0.00	0.00	0.00	0.00	0.00	0.00	0.00	(2.65)	0.00	0.00		\$1,136,695.84
June-17	(3.00)	0.00	0.00	0.00	0.00	0.00	(28,155.30)	(927.30)	0.00	(29,059,218.16)		(\$28,904,633.65)
July-17	0.00	0.00	0.00	0.00	0.00	0.00	(136.21)	(28.50)	0.00	0.00		\$265,519.74
August-17	(1.96)	0.00	0.00	0.00	0.00	0.00	(4.96)	0.00	0.00	0.00		\$222,126.55
September-17	3,795.49	0.00	0.00	0.00	0.00	0.00	(397.42)	(2.30)	0.00	0.00		(\$112,797.72)
October-17	1,166.40	0.00	0.00	0.00	0.00	0.00	(1,098.77)	7.80	0.00	0.00		\$321,331.85
November-17	3,635.77	0.00	0.00	0.00	0.00	0.00	(30.90)	(21.00)	0.00	0.00		\$40,715.42
December-17	0.00	0.00	0.00	0.00	0.00	0.00	0.00	(27.50)	0.00	0.00		\$95,682.56
Plan Year Transactions to Date	(37,793,072.70)	(47,106,337.22)	(4,428,390.49)	(944,432.44)	(91.70)	(82,924.69)	(323,360,806.99)	(5,996,724.50)	0.00	(50,246,704.41)		\$272,436,905.15

Kentucky Employees' Health Plan – Status Report
4th Quarter, 2019
Attachment B – Summary
Page B-28

2016	PLAN YEAR 2015												
	101	102	110	120	121	130	201	202	203	204	210	213	
	PREMIUMS	HRA WAIVER CONTRIBUTION	INTEREST INCOME	DRUG REBATES-ESI	DRUG REBATES-CVS	TRANSFERS FROM OTHER PLAN YEARS	MEDICAL CLAIMS HUMANA	HUMANA ADMIN FEES	HRA EMBEDDED CLAIMS HUMANA	HRA WAIVER CLAIMS HUMANA	MEDICAL CLAIMS-ANTHEM	HRA EMBEDDED CLAIMS- WW	
2015 Balance Forward	1,547,835,923.16	44,218,700.42	222,898.08	490,752.49	13,759,820.29	0.00	(2,183,792.76)	(19,877,720.97)	0.00	0.00	(813,556,997.58)	(37,479,211.84)	
January-16	67,672,704.49	3,027,834.85	67,918.11	0.00	14,922,852.55	0.00	(17,398.55)	(886,467.52)	0.00	0.00	(61,332,505.09)	(1,004,837.07)	
February-16	357,543.47	1,925.00	96,421.76	0.00	0.00	0.00	3,743.54	0.00	0.00	0.00	(22,242,634.38)	(238,416.03)	
March-16	6,208.71	0.00	101,995.12	0.00	0.00	0.00	14,133.76	(1,590.00)	0.00	0.00	(11,007,407.28)	(199,996.75)	
April-16	1,605.63	0.00	118,335.23	0.00	14,823,893.88	0.00	0.00	0.00	0.00	0.00	(4,323,434.64)	(130,372.82)	
May-16	410.98	0.00	90,360.98	0.00	0.00	0.00	(1,946.87)	0.00	0.00	0.00	(1,402,608.54)	(86.29)	
June-16	(6,525.36)	350.00	100,006.43	0.00	0.00	0.00	(1,424.44)	0.00	0.00	0.00	(2,779,064.51)	(1,189.98)	
July-16	0.00	0.00	121,151.55	0.00	3,204,130.01	0.00	0.00	0.00	0.00	0.00	(902,264.92)	(4.75)	
August-16	0.00	0.00	121,442.83	0.00	0.00	0.00	2,641.84	0.00	0.00	(426.99)	(852,944.48)	252.23	
September-16	0.00	0.00	122,088.98	0.00	0.00	0.00	632.06	0.00	0.00	0.00	(637,112.54)	(511.25)	
October-16	0.00	0.00	115,801.31	0.00	9,659,875.52	0.00	0.00	0.00	0.00	0.00	(733,389.50)	(7.63)	
November-16	0.00	0.00	139,028.32	0.00	0.00	0.00	102.32	0.00	0.00	0.00	(1,252,962.49)	(4.60)	
December-16	0.00	0.00	140,240.90	0.00	0.00	0.00	0.00	0.00	0.00	0.00	(342,782.57)	(1.28)	
Plan Year Transactions to Date	1,615,867,871.08	47,248,810.07	1,557,689.60	490,752.49	56,369,852.25	0.00	(2,183,310.10)	(20,565,778.49)	0.00	(426.99)	(921,646,108.52)	(39,054,186.05)	

Kentucky Employees' Health Plan – Status Report
 4th Quarter, 2019
 Attachment B – Summary
 Page B-29

2016	PLAN YEAR 2015											TOTAL
	214	215	216	217	301	302	310	311	500	501		
	HRA WAIVER CLAIMS-WW	ANTHEM ADMIN	WAGE WORKS ADMIN	MDX MEDICAL ADMIN COMPASS	PHARMACY CLAIMS ESI	EXPRESS SCRIPTS ADMIN FEES	PHARMACY CLAIMS- CVS	CVS ADMIN	TRANSFERS TO OTHER PLAN YEAR(S)	OPERATING TRANSFEREXP & ADJ		CASH TRANSACTIONS
2015 Balance Forward	(35,076,548.17)	(47,098,553.40)	(3,862,571.10)	(944,432.44)	(91.70)	(82,924.69)	(314,917,026.70)	(6,856,444.88)	0.00	(10,867,743.25)		\$313,613,733.96
January-16	(1,421,609.25)	(7,501.86)	(555,819.39)	0.00	0.00	0.00	(7,913,816.92)	(267,477.82)	0.00	(7,341,114.00)		\$4,962,741.33
February-16	(511,289.77)	(0.84)	0.00	0.00	0.00	0.00	9,049.67	(146,140.82)	0.00	0.00		(\$22,669,798.40)
March-16	(434,066.59)	(0.84)	0.00	0.00	0.00	0.00	6,697.86	(27.80)	0.00	0.00		(\$11,514,053.81)
April-16	(318,315.19)	(280.28)	0.00	0.00	0.00	0.00	1,974.80	(14.95)	0.00	0.00		\$10,173,391.66
May-16	(3,735.41)	0.00	0.00	0.00	0.00	0.00	(12,192.29)	(331.15)	0.00	0.00		(\$1,330,128.58)
June-16	(350.00)	0.00	0.00	0.00	0.00	0.00	19,051.15	(126.10)	0.00	(531,591.00)		(\$3,200,863.81)
July-16	(33,376.40)	0.00	0.00	0.00	0.00	0.00	(141,220.60)	(3,009.10)	0.00	0.00		\$2,245,403.79
August-16	(617.89)	0.00	0.00	0.00	0.00	0.00	(102,227.52)	1,295,615.97	0.00	0.00		\$463,735.99
September-16	(241.89)	0.00	0.00	0.00	0.00	0.00	(73,583.84)	(1,689.35)	0.00	0.00		(\$590,417.83)
October-16	(3.49)	0.00	0.00	0.00	0.00	0.00	(186,630.65)	0.00	0.00	0.00		\$8,855,445.56
November-16	(3.77)	0.00	0.00	0.00	0.00	0.00	(108.57)	(5,513.20)	0.00	(2,447,038.00)		(\$3,566,499.99)
December-16	0.00	0.00	0.00	0.00	0.00	0.00	(12,046.93)	(161.65)	0.00	0.00		(\$214,750.53)
Plan Year Transactions to Date	(37,800,160.82)	(47,106,337.22)	(4,428,390.49)	(944,432.44)	(91.70)	(82,924.69)	(323,322,079.54)	(5,985,320.85)	0.00	(21,187,486.25)		\$297,227,939.34

Kentucky Employees' Health Plan – Status Report
 4th Quarter, 2019
 Attachment B – Summary
 Page B-30

2015	PLAN YEAR 2015												
	101	102	110	120	121	130	201	202	203	204	210	213	
	PREMIUMS	HRA/WAIVER CONTRIBUTION	INTEREST INCOME	DRUG REBATES- ESCRIPITS	DRUG REBATES- CVS	TRANSFERS FROM OTHER PLAN YEAR(S)	MEDICAL CLAIMS	HUMANA ADMIN FEES	HRA EMBEDDED CLAIMS	HRA/WAIVER CLAIMS	MEDICAL CLAIMS- ANTHEM	HRA EMBEDDED CLAIMS- YWV	
2014 Balance Forward	122.98	0.00	0.00	0.00	0.00	0.00	0.00	(6,875,995.00)	0.00	0.00	0.00	0.00	
January-15	51,699,622.43	3,872,172.35	(521.35)	0.00	0.00	0.00	0.00	0.00	0.00	0.00	(7,665,762.06)	(3,026,790.37)	
February-15	134,466,656.73	3,929,228.31	595.14	0.00	0.00	0.00	0.00	0.00	0.00	0.00	(43,057,940.71)	(3,602,438.71)	
March-15	138,971,543.04	3,993,551.38	786.41	0.00	0.00	0.00	(39,614.64)	(653,966.35)	0.00	0.00	(64,752,917.87)	(4,124,447.48)	
April-15	137,994,010.90	3,991,751.00	10,413.84	0.00	0.00	0.00	(679,713.53)	(1,769,741.24)	0.00	0.00	(60,783,600.79)	(3,975,585.65)	
May-15	131,823,483.28	3,969,023.15	13,069.74	0.00	0.00	0.00	(1,525,495.68)	(2,065,620.16)	0.00	0.00	(69,616,432.82)	(3,261,071.52)	
June-15	115,109,480.54	3,581,885.30	15,380.73	0.00	0.00	0.00	(25,754.74)	(1,211,639.86)	0.00	0.00	(83,157,135.69)	(3,684,686.64)	
July-15	166,969,221.55	1,112,300.00	17,579.84	6,503,684.52	0.00	0.00	3,709.30	(1,061,007.52)	0.00	0.00	(73,728,113.30)	(3,171,523.85)	
August-15	124,046,137.62	3,875,494.86	18,860.77	(6,503,684.52)	6,503,684.52	0.00	58,817.26	(688,386.01)	0.00	0.00	(75,590,112.97)	(2,712,126.96)	
September-15	139,886,507.49	3,813,771.33	22,279.26	407,014.02	0.00	0.00	(157.82)	(725,277.76)	0.00	0.00	(87,089,726.90)	(2,506,885.24)	
October-15	135,598,768.18	7,011,200.00	25,245.92	0.00	7,255,635.77	0.00	27,060.63	0.00	0.00	0.00	(75,237,540.61)	(2,535,507.98)	
November-15	132,522,769.38	4,045,162.26	29,896.20	0.00	0.00	0.00	(11.09)	(1,760,156.25)	0.00	0.00	(77,142,446.67)	(2,174,151.02)	
December-15	139,347,569.04	1,023,160.48	69,311.58	85,738.47	0.00	0.00	(3,632.45)	(855,926.82)	0.00	0.00	(99,015,263.17)	(2,700,006.42)	
Plan Year Transactions to Date	1,547,635,923.16	44,218,700.42	222,898.08	490,752.49	13,759,520.29	0.00	(2,183,792.76)	(19,677,720.97)	0.00	0.00	(613,836,997.56)	(37,479,211.84)	

Kentucky Employees' Health Plan – Status Report
 4th Quarter, 2019
 Attachment B – Summary
 Page B-31

2015	PLAN YEAR 2015											TOTAL
	214	215	216	217	301	302	310	311	500	501	501	
	HRA-WAIVER CLAIMS- VVV	ANTHEM ADMIN	WAGE WORKS ADMIN	MDX MEDICAL ADMIN- COMPASS	PHARMACY CLAIMS	EXPRESS SCRIPTS ADMIN FEES	PHARMACY CLAIMS- CVS	CVS ADMIN	TRANSFERS TO OTHER PLAN YEAR(S)	OPERATING TRANSFER/EXP & ADJ	CASH TRANSACTIONS	
2014 Balance Forward	0.00	0.00	0.00	0.00	0.00	0.00	0.00	0.00	0.00	0.00	(\$6,875,872.02)	
January-15	(2,361,689.95)	(3,959,760.88)	0.00	0.00	0.00	(82,499.70)	(16,505,691.92)	(185,060.30)	0.00	(3,747,100.00)	\$18,034,908.23	
February-15	(2,252,654.96)	(3,946,779.34)	(264,723.20)	(159,164.83)	0.00	(31.85)	(21,010,298.92)	(223,802.65)	0.00	(500,000.00)	\$63,378,645.01	
March-15	(2,523,152.70)	(3,957,323.04)	(188,966.23)	(79,536.04)	0.00	0.00	(20,689,650.10)	(624,094.55)	0.00	(750,000.00)	\$44,572,209.83	
April-15	(2,788,532.30)	(3,958,477.47)	(46,345.88)	(79,362.20)	(91.70)	(393.14)	(26,962,391.65)	(1,029,240.79)	0.00	(2,706,500.00)	\$37,217,199.40	
May-15	(2,236,686.28)	(3,949,071.24)	(918,231.40)	(79,197.37)	0.00	0.00	(18,393,023.25)	(502,386.25)	0.00	0.00	\$33,256,360.20	
June-15	(2,679,934.20)	(3,932,177.66)	13,107.40	(78,937.14)	0.00	0.00	(34,303,655.47)	(728,195.28)	0.00	(5.00)	(\$11,082,267.71)	
July-15	(4,652,118.16)	(3,913,982.92)	(759,292.20)	(78,330.29)	0.00	0.00	(28,060,121.93)	(430,348.63)	0.00	(3,530,600.00)	\$54,621,056.41	
August-15	(3,421,993.84)	(3,877,037.48)	(336,079.59)	(77,797.11)	0.00	0.00	(27,477,313.62)	(468,890.34)	0.00	749,995.00	\$17,099,666.59	
September-15	(3,035,824.73)	(3,852,332.21)	(340,823.80)	(77,218.35)	0.00	0.00	(30,014,343.43)	(724,792.52)	0.00	750,000.00	\$16,510,187.34	
October-15	(2,979,022.61)	(3,896,211.90)	(343,363.40)	(78,313.33)	0.00	0.00	(29,707,240.25)	(358,640.95)	0.00	(603,700.00)	\$34,178,669.47	
November-15	(2,646,704.40)	(3,946,021.63)	(352,578.20)	(78,315.98)	0.00	0.00	(30,261,845.32)	(837,453.34)	0.00	(199,697.00)	\$17,198,474.94	
December-15	(3,498,235.04)	(3,909,357.63)	(355,274.60)	(78,259.80)	0.00	0.00	(31,531,450.84)	(743,539.28)	0.00	(330,196.25)	(\$2,497,302.73)	
Plan Year Transactions to Date	(35,076,549.17)	(47,098,553.40)	(3,892,571.10)	(944,432.44)	(91.70)	(82,924.69)	(314,917,026.70)	(6,856,444.88)	0.00	(10,867,743.25)	\$313,613,733.96	

Kentucky Employees' Health Plan – Status Report
 4th Quarter, 2019
 Attachment B – Summary
 Page B-33

PLAN YEAR 2016												
2019	101	102	110	121	130	201	202	203	204	210	213	
	PREMIUMS	HRA WAWER CONTRIBUTION	INTEREST INCOME	DRUG REBATES-CVS	TRANSFERS FROM OTHER PLAN YEAR(S)	MEDICAL CLAIMS HUMANA	HUMANA-ADMIN FEES	HRA EMBEDDED CLAIMS HUMANA	HRA WAWER CLAIMS HUMANA	MEDICAL CLAIMS-ANTHEM	HRA EMBEDDED CLAIMS-VWV	
2018 Balance Forward	1,632,967,051.25	47,516,224.39	7,627,758.07	72,017,116.58	13,478.00	362,255.47	(13,652,574.51)	1,289.81	2,756.85	(966,440,697.90)	(43,353,232.57)	
January-19	0.00	0.00	493,113.46	100,020.35	0.00	0.00	0.00	0.00	0.00	47,966.71	198.18	
February-19	0.00	0.00	451,511.62	0.00	0.00	116,169.58	0.00	0.00	0.00	(3,217.72)	1,432.32	
March-19	0.00	0.00	426,947.56	0.00	0.00	0.00	0.00	0.00	0.00	(17,426.02)	(5.80)	
April-19	0.00	0.00	(1,371,572.64)	17,776.88	0.00	0.00	0.00	0.00	0.00	122,970.25	0.00	
May-19	0.00	0.00	0.00	0.00	0.00	171,020.08	0.00	0.00	0.00	80,861.25	0.00	
June-19	0.00	0.00	0.00	0.00	0.00	0.00	0.00	0.00	0.00	4,402.72	0.00	
July-19	0.00	0.00	0.00	5,932.40	0.00	44,020.38	0.00	0.00	0.00	30,657.75	0.00	
August-19	0.00	0.00	0.00	0.00	0.00	0.00	0.00	0.00	0.00	34,561.12	(618.61)	
September-19	0.00	0.00	0.00	0.00	0.00	0.00	0.00	0.00	0.00	23,494.52	0.00	
October-19	0.00	0.00	0.00	11,516.47	0.00	0.00	0.00	0.00	0.00	135,817.87	(2,311.30)	
November-19	0.00	0.00	0.00	0.00	0.00	0.00	0.00	0.00	0.00	124,606.43	0.00	
December-19	0.00	0.00	0.00	0.00	0.00	0.00	0.00	0.00	0.00	(89,313.46)	0.00	
Plan Year Transactions to Date	1,632,967,051.25	47,516,224.39	7,627,758.07	72,152,362.68	13,478.00	693,465.51	(13,652,574.51)	1,289.81	2,756.85	(965,945,316.50)	(43,354,537.78)	

Kentucky Employees' Health Plan – Status Report
 4th Quarter, 2019
 Attachment B – Summary
 Page B-34

2019	PLAN YEAR 2016										TOTAL CASH TRANSACTIONS	
	214 HRA WAIVER CLAIMS- WW	215 ANTHEM ADMIN	216 WAGE WORKS ADMIN	217 MDX MEDICAL ADMIN- COMPASS	310 PHARMACY CLAIMS- CVS	311 CVS ADMIN	501 OPERATING TRANSFER/EXP & ADJ					
2018 Balance Forward	(40,098,274.28)	(46,512,941.38)	(4,430,107.57)	(937,280.09)	(362,534,567.83)	(9,339,176.00)	(51,655,527.57)					\$221,553,550.72
January-19	(0.01)	0.00	0.00	0.00	(9,256.86)	(435.80)	0.00					\$631,606.03
February-19	0.00	0.00	0.00	0.00	(3,840.14)	(334.85)	0.00					\$561,720.81
March-19	0.00	0.00	0.00	0.00	(17.11)	(4.50)	0.00					\$409,494.13
April-19	0.00	0.00	0.00	0.00	(270.12)	(56.30)	0.00					(\$1,231,151.93)
May-19	(4.80)	0.00	0.00	0.00	(5,621.99)	(1.50)	0.00					\$246,253.04
June-19	0.00	0.00	0.00	0.00	(19,001.95)	(271.85)	(135,140,500.00)					(\$135,155,371.08)
July-19	0.00	0.00	0.00	0.00	(3,228.51)	0.00	0.00					\$77,382.02
August-19	(2,018.58)	0.00	0.00	0.00	(935.13)	(20.20)	0.00					\$30,968.60
September-19	0.00	0.00	0.00	0.00	(18.70)	0.00	0.00					\$23,475.82
October-19	(834.96)	0.00	0.00	0.00	152.72	0.00	0.00					\$144,340.80
November-19	0.00	0.00	0.00	0.00	(756.52)	0.00	0.00					\$123,849.91
December-19	0.00	0.00	0.00	0.00	1,455.02	0.00	0.00					(\$87,858.46)
Plan Year Transactions to Date	(40,101,132.63)	(46,512,941.38)	(4,430,107.57)	(937,280.09)	(362,575,907.12)	(9,340,301.00)	(186,796,027.57)					\$87,328,260.41

Kentucky Employees' Health Plan – Status Report
 4th Quarter, 2019
 Attachment B – Summary
 Page B-35

2018	PLAN YEAR 2016											
	101	102	110	120	121	130	201	202	203	204	210	213
	PREMIUMS	HRA/WMR CONTRIBUTION	INTEREST INCOME	DRUG REBATES- ESCRIPTS	DRUG REBATES- CVS	TRANSFERS FROM OTHER PLAN YEAR(S)	MEDICAL CLAIMS HUMANA	HUMANA ADMIN FEES	HRA EMBEDDED CLAIMS HUMANA	HRA WAWER CLAIMS HUMANA	MEDICAL CLAIMS- ANTHEM	HRA EMBEDDED CLAIMS- W/W
2017 Balance Forward	1,632,967,051.25	47,516,224.39	3,472,603.18	0.00	71,648,779.82	0.00	566.45	(13,652,574.51)	1,289.81	2,756.85	(967,774,871.70)	(43,343,274.73)
January-18	0.00	0.00	(5,132.63)	0.00	51,467.15	0.00	0.00	0.00	0.00	0.00	(77,709.55)	(493.55)
February-18	0.00	0.00	297,494.59	0.00	0.00	0.00	0.00	0.00	0.00	0.00	185,077.74	0.00
March-18	0.00	0.00	340,342.81	0.00	0.00	0.00	0.00	0.00	0.00	0.00	(70,529.24)	1,059.09
April-18	0.00	0.00	376,403.98	0.00	146,793.54	0.00	0.00	0.00	0.00	0.00	(108,065.71)	(4.43)
May-18	0.00	0.00	375,130.85	0.00	0.00	0.00	0.00	0.00	0.00	0.00	847,932.96	(2.51)
June-18	0.00	0.00	0.00	0.00	0.00	13,478.00	0.00	0.00	0.00	0.00	(16,288.32)	0.00
July-18	0.00	0.00	845,926.91	0.00	95,704.18	0.00	0.00	0.00	0.00	0.00	222,594.09	(4.34)
August-18	0.00	0.00	424,543.44	0.00	0.00	0.00	238,285.73	0.00	0.00	0.00	154,273.10	(4,489.31)
September-18	0.00	0.00	299,301.17	0.00	0.00	0.00	0.00	0.00	0.00	0.00	174,948.34	213.00
October-18	0.00	0.00	409,147.68	0.00	74,371.89	0.00	123,413.29	0.00	0.00	0.00	(20,515.39)	(6,965.71)
November-18	0.00	0.00	424,572.11	0.00	0.00	0.00	0.00	0.00	0.00	0.00	56,235.37	0.00
December-18	0.00	0.00	367,523.98	0.00	0.00	0.00	0.00	0.00	0.00	0.00	(15,409.59)	0.00
Plan Year Transactions to Date	1,632,967,051.25	47,516,224.39	7,627,758.07	0.00	72,017,116.58	13,478.00	362,255.47	(13,652,574.51)	1,289.81	2,756.85	(966,440,697.50)	(43,353,232.57)

Kentucky Employees' Health Plan – Status Report
 4th Quarter, 2019
 Attachment B – Summary
 Page B-36

2018	PLAN YEAR 2016											TOTAL
	214	215	216	217	301	302	310	311	500	501	CASH TRANSACTIONS	
	HRA WAIVER CLAIMS-WV	ANTHEM ADMIN	WAGE WORKS ADMIN	MDX MEDICAL ADMIN COMPASS	PHARMACY CLAIMS - ESI	EXPRESS SCRIPTS ADMIN FEES	PHARMACY CLAIMS - CVS	CVS ADMIN	TRANSFERS TO OTHER PLAN YEAR(S)	OPERATING TRANSFER EXP & ADJ		
2017 Balance Forward	(40,080,554.35)	(46,512,941.38)	(4,430,107.57)	(937,280.09)	0.00	0.00	(362,486,937.56)	(9,339,717.05)	0.00	(16,651,795.32)	\$250,400,107.49	
January-18	(7.56)	0.00	0.00	0.00	0.00	0.00	41.84	(7.95)	0.00	0.00	(\$31,752.23)	
February-18	0.00	0.00	0.00	0.00	0.00	0.00	(1,706.49)	(53.55)	0.00	0.00	\$480,812.29	
March-18	1,998.40	0.00	0.00	0.00	0.00	0.00	(1,831.50)	(4.85)	0.00	0.00	\$270,674.71	
April-18	0.00	0.00	0.00	0.00	0.00	0.00	0.79	(52.65)	0.00	0.00	\$415,085.52	
May-18	0.00	0.00	0.00	0.00	0.00	0.00	(1,171.23)	(37.50)	0.00	0.00	\$1,221,852.47	
June-18	0.00	0.00	0.00	0.00	0.00	0.00	(37.97)	1.70	0.00	(35,003,732.25)	(\$35,006,558.84)	
July-18	0.00	0.00	0.00	0.00	0.00	0.00	(4,220.58)	(51.70)	0.00	0.00	\$1,159,948.56	
August-18	(11,824.69)	0.00	0.00	0.00	0.00	0.00	(6,113.60)	(23.30)	0.00	0.00	\$794,651.37	
September-18	1,106.43	0.00	0.00	0.00	0.00	0.00	(779.50)	(179.30)	0.00	0.00	\$474,610.04	
October-18	(8,900.05)	0.00	0.00	0.00	0.00	0.00	(28,349.11)	(49.85)	0.00	0.00	\$542,752.75	
November-18	12.84	0.00	0.00	0.00	0.00	0.00	(640.48)	0.00	0.00	0.00	\$482,179.84	
December-18	(105.30)	0.00	0.00	0.00	0.00	0.00	(2,822.34)	0.00	0.00	0.00	\$349,186.75	
Plan Year Transactions to Date	(40,088,274.28)	(46,512,941.38)	(4,430,107.57)	(937,280.09)	0.00	0.00	(362,534,567.63)	(9,339,176.00)	0.00	(51,655,527.57)	\$221,563,560.72	

Kentucky Employees' Health Plan – Status Report
 4th Quarter, 2019
 Attachment B – Summary
 Page B-37

2017	PLAN YEAR 2016												
	101	102	110	120	121	130	201	202	203	204	210	213	
	PREMIUMS	HRA/MAVER CONTRIBUTION	INTEREST INCOME	DRUG REBATES- ESCRIPTS	DRUG REBATES- CVS	TRANSFERS FROM OTHER PLAN YEAR(S)	MEDICAL CLAIMS HUMANA	HUMANA ADMIN FEES	HRA EMBEDDED CLAIMS HUMANA	HRA/MAVER CLAIMS HUMANA	MEDICAL CLAIMS- ANTHEM	HRA EMBEDDED CLAIMS- YWV	
2016 Balance Forward	1,563,042,999.86	47,496,797.29	768,140.88	0.00	20,636,029.69	0.00	556.45	(11,541,572.45)	990.53	1,059.76	(857,969,173.35)	(41,742,517.41)	
January-17	69,586,501.85	16,827.10	149,863.37	0.00	15,006,634.62	0.00	0.00	(702,786.77)	0.00	0.00	(71,469,059.78)	(995,701.44)	
February-17	337,851.06	2,800.00	162,036.19	0.00	0.00	0.00	0.00	(1,408,215.29)	0.00	0.00	(20,205,751.55)	(249,681.09)	
March-17	820.14	0.00	170,239.55	0.00	0.00	0.00	0.00	0.00	299.28	1,697.09	(6,901,128.41)	(248,325.56)	
April-17	143.00	0.00	188,428.88	0.00	0.00	0.00	0.00	0.00	0.00	0.00	(3,601,472.40)	(115,294.21)	
May-17	642.98	0.00	172,910.86	0.00	25,159,775.68	0.00	0.00	0.00	0.00	0.00	(3,678,016.02)	(733.00)	
June-17	47.00	0.00	188,299.77	0.00	0.00	0.00	0.00	0.00	0.00	0.00	(897,621.49)	(739.30)	
July-17	0.00	0.00	207,187.54	0.00	10,811,711.59	0.00	0.00	0.00	0.00	0.00	(786,998.49)	(867.06)	
August-17	0.00	0.00	235,469.42	0.00	0.00	0.00	0.00	0.00	0.00	0.00	(1,241,329.63)	(4.89)	
September-17	0.00	0.00	221,931.54	0.00	0.00	0.00	0.00	0.00	0.00	0.00	(893,605.14)	(8.87)	
October-17	168.99	0.00	244,084.66	0.00	34,623.24	0.00	0.00	0.00	0.00	0.00	(155,511.99)	0.00	
November-17	39.99	0.00	367,099.86	0.00	0.00	0.00	0.00	0.00	0.00	0.00	(206,299.26)	603.03	
December-17	(2,163.42)	0.00	396,810.66	0.00	0.00	0.00	0.00	0.00	0.00	0.00	233,085.81	(4.92)	
Plan Year Transactions to Date	1,632,987,051.25	47,516,224.39	3,472,503.18	0.00	71,648,779.82	0.00	556.45	(13,652,574.51)	1,289.81	2,756.85	(967,774,871.70)	(43,343,274.73)	

Kentucky Employees' Health Plan – Status Report
 4th Quarter, 2019
 Attachment B – Summary
 Page B-38

2017	PLAN YEAR 2016											TOTAL
	214	215	216	217	301	302	310	311	500	501	801	
	HRA WAIVER CLAIMS- WWV	ANTHEM ADMIN	WAGE WORKS ADMIN	MDX MEDICAL ADMIN COMPASS	PHARMACY CLAIMS- ESI	EXPRESS SCRIPTS ADMIN FEES	PHARMACY CLAIMS- CVS	CVS ADMIN	TRANSFERS TO OTHER PLAN YEAR(S)	OPERATING TRANSFER EXP & ADJ		CASH TRANSACTIONS
2016 Balance Forward	(37,792,068.26)	(46,487,719.38)	(4,070,237.77)	(937,280.09)	0.00	0.00	(553,641,302.63)	(8,297,056.74)	0.00	(10,125,407.32)		\$259,342,238.96
January-17	(1,252,279.80)	(25,222.00)	(359,869.80)	0.00	0.00	0.00	(6,547,317.41)	(678,472.18)	0.00	(5,975,454.00)		(\$5,236,536.24)
February-17	(379,355.50)	0.00	0.00	0.00	0.00	0.00	(57,263.69)	(370,055.43)	0.00	0.00		(\$22,167,635.29)
March-17	(340,163.20)	0.00	0.00	0.00	0.00	0.00	(37,189.24)	(1,790.75)	0.00	0.00		(\$7,355,541.12)
April-17	(274,011.58)	0.00	0.00	0.00	0.00	0.00	(133,081.80)	9,639.00	0.00	0.00		(\$3,925,648.91)
May-17	(4.60)	0.00	0.00	0.00	0.00	0.00	(32,130.46)	(25.50)	0.00	(550,934.00)		\$21,071,485.94
June-17	(4,078.20)	0.00	0.00	0.00	0.00	0.00	(5,970.94)	(757.75)	0.00	0.00		(\$720,820.91)
July-17	(38,247.66)	0.00	0.00	0.00	0.00	0.00	(4,300.79)	(5.55)	0.00	0.00		\$10,168,479.56
August-17	(192.27)	0.00	0.00	0.00	0.00	0.00	(8,418.91)	0.00	0.00	0.00		(\$1,014,476.28)
September-17	(22.21)	0.00	0.00	0.00	0.00	0.00	(18,944.27)	(10.05)	0.00	0.00		(\$690,659.00)
October-17	(618.13)	0.00	0.00	0.00	0.00	0.00	11,133.18	(195.05)	0.00	0.00		\$133,689.90
November-17	487.06	0.00	0.00	0.00	0.00	0.00	(994.05)	72.00	0.00	0.00		\$159,018.63
December-17	0.00	0.00	0.00	0.00	0.00	0.00	(11,156.85)	(59.05)	0.00	0.00		\$616,512.23
Plan Year Transactions to Date	(40,080,554.35)	(46,512,941.38)	(4,430,107.57)	(937,280.09)	0.00	0.00	(362,486,937.56)	(9,338,717.05)	0.00	(16,651,795.32)		\$250,400,107.49

Kentucky Employees' Health Plan – Status Report
 4th Quarter, 2019
 Attachment B – Summary
 Page B-39

PLAN YEAR 2016												
2016	101	102	110	120	121	130	201	202	203	204	210	213
	PREMIUMS	HRA WAIVER CONTRIBUTION	INTEREST INCOME	DRUG REBATES- ESCRIPTS	DRUG REBATES- CVS	TRANSFERS FROM OTHER PLAN YEAR(S)	MEDICAL CLAIMS HUMANA	HUMANA ADMIN FEES	HRA EMBEDDED CLAIMS HUMANA	HRA WAIVER CLAIMS HUMANA	MEDICAL CLAIMS- ANTHEM	HRA EMBEDDED CLAIMS- VVV
2015 Balance Forward	0.00	0.00	0.00	0.00	0.00	0.00	0.00	0.00	0.00	0.00	0.00	0.00
January-16	67,984,756.89	712,775.00	0.00	0.00	0.00	0.00	0.00	(653,824.36)	0.00	0.00	(8,167,690.27)	(3,020,253.34)
February-16	134,594,774.92	3,929,355.16	9,243.43	0.00	0.00	0.00	0.00	(975,052.95)	0.00	0.00	(40,136,397.04)	(4,485,078.03)
March-16	142,168,142.48	7,227,392.13	30,487.24	0.00	0.00	0.00	0.00	(715,486.34)	0.00	0.00	(76,430,066.31)	(5,244,698.28)
April-16	134,881,589.51	4,006,700.08	49,908.27	0.00	0.00	0.00	0.00	0.00	0.00	0.00	(63,192,852.13)	(4,494,395.49)
May-16	131,979,539.41	3,992,186.55	46,641.30	0.00	0.00	0.00	0.00	(3,301,630.91)	0.00	0.00	(68,535,810.60)	(4,239,304.57)
June-16	116,187,664.25	3,626,163.99	59,920.04	0.00	0.00	0.00	(125,917.50)	0.00	0.00	0.00	(83,544,773.66)	(3,665,384.09)
July-16	159,709,809.20	1,070,656.34	70,874.48	0.00	7,681,772.41	0.00	125,917.50	(1,219,947.50)	0.00	0.00	(79,874,166.05)	(3,335,224.04)
August-16	133,905,187.73	7,032,550.31	87,364.39	0.00	0.00	0.00	0.00	(2,031,406.54)	782.94	543.12	(98,389,790.50)	(3,162,194.77)
September-16	137,584,818.27	707,525.00	85,941.08	0.00	0.00	0.00	556.45	0.00	0.00	159.30	(77,760,071.82)	(2,480,156.11)
October-16	132,475,240.90	7,063,072.82	89,349.92	0.00	12,954,257.28	0.00	0.00	(708,229.47)	0.00	304.74	(77,318,573.40)	(2,483,314.38)
November-16	132,461,644.50	4,042,261.39	118,687.76	0.00	0.00	0.00	0.00	(1,091,492.43)	0.00	0.00	(97,625,529.43)	(2,453,164.24)
December-16	139,109,831.60	4,086,156.52	119,722.95	0.00	0.00	0.00	0.00	(844,601.95)	207.59	52.60	(86,993,852.14)	(2,489,350.07)
Plan Year Transactions to Date	1,563,042,989.86	47,496,797.29	768,140.88	0.00	20,636,029.69	0.00	556.45	(11,541,572.45)	990.53	1,059.76	(857,969,173.35)	(41,742,517.41)

Kentucky Employees' Health Plan – Status Report
 4th Quarter, 2019
 Attachment B – Summary
 Page B-40

2016	PLAN YEAR 2016												TOTAL
	214	215	216	217	301	302	310	311	500	501	CASH TRANSACTIONS		
	HRA WAIVER CLAIMS- WWV	ANTHEM/ADMIN	WAGE WORKS ADMIN	MDX MEDICAL ADMIN COMPASS	PHARMACY CLAIMS- ESI	EXPRESS SCRIPTS ADMIN FEES	PHARMACY CLAIMS- CVS	CVS ADMIN	TRANSFERS TO OTHER PLANT FERR(S)	OPERATING TRANSFER/EXP & ADJ			
2015 Balance Forward	0.00	0.00	0.00	0.00	0.00	0.00	0.00	0.00	0.00	0.00	\$0.00		
January-16	(2,781,651.94)	(3,913,583.52)	0.00	(78,776.55)	0.00	0.00	(16,880,537.46)	(307,900.85)	0.00	(2,353,700.00)	\$30,540,213.60		
February-16	(3,151,157.59)	(3,916,910.80)	(402,051.40)	(78,586.81)	0.00	0.00	(25,655,914.79)	(323,110.40)	0.00	(1,500,010.00)	\$57,908,903.70		
March-16	(3,520,291.61)	(3,913,585.20)	(340,861.40)	(78,461.73)	0.00	0.00	(26,090,009.72)	(848,337.47)	0.00	(750,000.00)	\$31,494,423.79		
April-16	(2,958,089.92)	(3,959,695.76)	(14,229.00)	(79,166.10)	0.00	0.00	(28,886,150.30)	(975,275.77)	0.00	(2,276,805.00)	\$32,101,538.39		
May-16	(2,661,065.87)	(3,904,817.14)	(373,782.60)	(78,146.91)	0.00	0.00	(28,471,339.43)	(801,602.95)	0.00	(257.00)	\$23,650,709.28		
June-16	(2,546,527.12)	(3,884,975.56)	(15,144.60)	0.00	0.00	0.00	(31,481,904.31)	(225,558.60)	0.00	(215,894.00)	(\$6,023,331.16)		
July-16	(4,676,707.01)	(3,851,515.77)	(394,875.54)	(159,062.54)	0.00	0.00	(30,107,694.38)	(762,171.70)	0.00	(3,697,408.00)	\$40,590,257.40		
August-16	(3,963,895.12)	(3,838,259.34)	(981,349.00)	(76,944.87)	0.00	0.00	(32,328,426.34)	(1,151,607.75)	0.00	702,602.00	(\$4,194,843.74)		
September-16	(2,867,812.68)	(3,753,544.88)	(320,686.20)	0.00	0.00	0.00	(32,438,117.47)	(734,409.01)	0.00	1,327,766.20	\$19,351,968.13		
October-16	(2,833,696.19)	(3,856,141.14)	(362,826.60)	(153,515.03)	0.00	0.00	(31,577,455.87)	(332,960.95)	0.00	(1,385,322.00)	\$31,550,190.63		
November-16	(2,800,082.87)	(3,845,261.12)	(363,856.60)	(77,293.61)	0.00	0.00	(35,192,481.03)	(1,196,254.08)	0.00	176,575.00	(\$7,846,246.74)		
December-16	(3,031,090.34)	(3,849,429.15)	(490,774.83)	(77,325.94)	0.00	0.00	(34,531,271.43)	(636,867.21)	0.00	(152,954.52)	\$10,218,455.68		
Plan Year Transactions to Date	(37,792,068.26)	(46,487,719.38)	(4,070,237.77)	(937,280.09)	0.00	0.00	(353,641,302.53)	(8,297,056.74)	0.00	(10,125,407.32)	\$269,342,238.96		

Kentucky Employees' Health Plan -- Status Report
 4th Quarter, 2019
 Attachment B -- Summary
 Page B-41

		PLAN YEAR 2017									
2019		101	102	110	121	201	202	210	213		
		PREMIUMS	HRA WAIVER CONTRIBUTION	INTEREST INCOME	DRUG REBATES- CVS	MEDICAL CLAIMS HUMANA	HUMANA ADMIN FEES	MEDICAL CLAIMS- ANTHEM	EMBEDDED CLAIMS- WWV		
2018 Balance Forward		1,627,272,143.61	47,274,598.99	5,171,264.91	95,892,128.51	2,906.12	(15,422,529.10)	(997,048,208.70)	(47,481,443.45)		
January-19		287.98	0.00	455,366.04	39,379.67	0.00	0.00	(964,201.41)	(7.13)		
February-19		0.00	0.00	414,768.00	0.00	0.00	0.00	497,671.26	6,357.34		
March-19		0.00	0.00	392,966.58	0.00	0.00	0.00	214,397.32	(0.65)		
April-19		0.00	0.00	(1,263,100.62)	44,751.07	0.00	0.00	894,343.88	0.00		
May-19		0.00	0.00	0.00	0.00	0.00	0.00	418,082.12	0.00		
June-19		40.16	0.00	0.00	0.00	0.00	0.00	218,547.84	1,231.18		
July-19		0.00	0.00	0.00	6,506.73	0.00	0.00	244,910.58	(4.20)		
August-19		0.00	0.00	0.00	0.00	0.00	0.00	220,423.37	956.31		
September-19		0.00	0.00	0.00	0.00	0.00	0.00	399,183.37	(573.19)		
October-19		0.00	0.00	0.00	9,198.51	0.00	0.00	334,391.44	(2,054.54)		
November-19		0.00	0.00	0.00	0.00	0.00	0.00	(116,775.19)	0.00		
December-19		0.00	0.00	0.00	0.00	0.00	0.00	67,966.63	0.00		
Plan Year Transactions to Date		1,627,272,471.75	47,274,598.99	5,171,264.91	95,991,964.49	2,906.12	(15,422,529.10)	(994,619,267.49)	(47,475,538.33)		

Kentucky Employees' Health Plan – Status Report
 4th Quarter, 2019
 Attachment B – Summary
 Page B-42

2019	PLAN YEAR 2017										TOTAL
	214	215	216	217	310	311	501	310		501	
	HRA WAIVER CLAIMS- WWW	ANTHEM ADMIN	WAGE WORKS ADMIN	MDX MEDICAL ADMIN COMPASS	PHARMACY CLAIMS- CVS	CVS ADMIN	OPERATING TRANSFER/EXP & ADJ	CASH TRANSACTIONS			
2018 Balance Forward	(40,356,353.32)	(46,125,128.78)	(4,411,465.60)	(924,137.15)	(399,347,610.23)	(8,800,355.19)	(11,101,996.80)	\$204,593,813.82			
January-19	(4.00)	0.00	0.00	0.00	(20,534.77)	(174.70)	0.00	(\$489,888.32)			
February-19	0.00	0.00	0.00	0.00	(4,080.23)	(303.25)	0.00	\$914,413.12			
March-19	(0.99)	0.00	0.00	0.00	(224.45)	(40.50)	0.00	\$607,097.31			
April-19	0.00	0.00	0.00	0.00	(1,246.37)	(680.65)	0.00	(\$325,932.69)			
May-19	0.00	0.00	0.00	0.00	(2,352.58)	(49.50)	0.00	\$415,680.04			
June-19	3,803.71	0.00	0.00	0.00	(3,168.19)	(363.55)	0.00	\$220,101.15			
July-19	0.00	0.00	0.00	0.00	(7,174.80)	0.00	0.00	\$244,238.31			
August-19	(211.89)	0.00	0.00	0.00	(1,610.88)	(63.35)	0.00	\$219,493.56			
September-19	(452.58)	0.00	0.00	0.00	1,506.84	0.00	0.00	\$399,664.44			
October-19	(3,449.92)	0.00	0.00	0.00	157.51	0.00	0.00	\$338,243.00			
November-19	0.00	0.00	0.00	0.00	(15,618.35)	0.00	0.00	(\$132,393.54)			
December-19	0.00	0.00	0.00	0.00	(708.39)	0.00	0.00	\$67,258.24			
Plan Year Transactions to Date	(40,356,668.99)	(46,125,128.78)	(4,411,465.60)	(924,137.15)	(399,402,664.89)	(8,802,020.69)	(11,101,996.80)	\$207,071,788.44			

Kentucky Employees' Health Plan – Status Report

4th Quarter, 2019

Attachment B – Summary

Page B-43

		PLAN YEAR 2017												
2018		101	102	110	120	121	130	201	202	203	204	210	213	
		PREMIUMS	HRA WAIVER CONTRIBUTION	INTEREST INCOME	DRUG REBATES- ESCRIPTS	DRUG REBATES- CVS	TRANSFERS FROM OTHER PLAN YEAR(S)	MEDICAL CLAIMS HUMANA	HUMANA ADMIN FEES	HRA EMBEDDED CLAIMS HUMANA	HRA WAIVER CLAIMS HUMANA	MEDICAL CLAIMS- ANTHEM	HRA EMBEDDED CLAIMS- WW	
2017 Balance Forward		1,554,087,822.44	47,259,199.99	1,509,926.30	0.00	41,678,512.17	0.00	2,906.12	(12,849,515.24)	0.00	0.00	(883,256,085.57)	(45,513,900.90)	
January-18		73,018,271.95	14,350.00	877.81	0.00	24,619,304.10	0.00	0.00	(626,227.96)	0.00	0.00	(81,357,124.82)	(1,231,403.36)	
February-18		159,872.58	1,050.00	246,993.59	0.00	0.00	0.00	0.00	(1,746,795.90)	0.00	0.00	(15,167,046.17)	(315,679.86)	
March-18		(195.20)	0.00	258,021.80	0.00	0.00	0.00	0.00	0.00	0.00	0.00	(7,127,888.73)	(279,562.97)	
April-18		(390.46)	0.00	273,923.90	0.00	27,576,464.95	0.00	0.00	0.00	0.00	0.00	(3,775,742.25)	(139,052.19)	
May-18		0.00	0.00	308,023.20	0.00	0.00	0.00	0.00	0.00	0.00	0.00	(940,001.25)	(1,481,389)	
June-18		26.20	0.00	0.00	0.00	0.00	0.00	0.00	0.00	0.00	0.00	(1,453,645.37)	(427,596)	
July-18		0.00	0.00	791,973.00	0.00	1,567,653.52	0.00	0.00	0.00	0.00	0.00	(2,347,350.06)	(84,94)	
August-18		5,760.32	0.00	395,289.07	0.00	0.00	0.00	0.00	0.00	0.00	0.00	(690,551.88)	(2,71)	
September-18		125.74	0.00	277,252.91	0.00	0.00	0.00	0.00	0.00	0.00	0.00	(547,491.77)	(654.95)	
October-18		830.06	0.00	377,496.52	0.00	448,183.77	0.00	0.00	0.00	0.00	0.00	(13,884.86)	(101.89)	
November-18		0.00	0.00	392,319.69	0.00	0.00	0.00	0.00	0.00	0.00	0.00	(234,251.06)	909.66	
December-18		0.00	0.00	339,165.12	0.00	0.00	0.00	0.00	0.00	0.00	0.00	(137,134.91)	0.00	
Plan Year Transactions to Date		1,627,272,143.61	47,274,598.99	5,171,264.91	0.00	95,892,128.51	0.00	2,906.12	(15,422,529.10)	0.00	0.00	(997,048,208.70)	(47,481,443.45)	

Kentucky Employees' Health Plan – Status Report
 4th Quarter, 2019
 Attachment B – Summary
 Page B-44

2018	PLAN YEAR 2017											TOTAL
	214	215	216	217	301	302	310	311	500	501	501	
	HRA WAIVER CLAIMS- WW	ANTHEM ADMIN	WAGE WORKS ADMIN	MDX MEDICAL ADMIN COMPASS	ESI	EXPRESS SCRIPTS ADMIN FEES	PHARMACY CLAIMS- CVS	CVS ADMIN	TRANSFERS TO OTHER PLAN YEAR(S)	OPERATING TRANSFER EXP & ADJ	CASH TRANSACTIONS	
2017 Balance Forward	(38,118,751.19)	(46,113,658.08)	(4,041,384.60)	(847,265.95)	0.00	0.00	(391,628,512.59)	(7,738,440.06)	0.00	(10,299,793.02)	\$204,131,058.82	
January-18	(1,422,355.72)	(11,470.70)	(370,061.00)	(76,871.20)	0.00	0.00	(7,952,694.19)	(668,398.11)	0.00	0.00	\$3,736,176.80	
February-18	(315,922.56)	0.00	0.00	0.00	0.00	0.00	11,578.40	(429,603.47)	0.00	(137,100.00)	(\$17,692,643.39)	
March-18	(289,448.71)	0.00	0.00	0.00	0.00	0.00	14,450.17	(224.85)	0.00	0.00	(\$7,424,858.49)	
April-18	(175,657.35)	0.00	0.00	0.00	0.00	0.00	(11,049.76)	37,281.50	0.00	0.00	\$23,787,778.32	
May-18	(1,432.13)	0.00	0.00	0.00	0.00	0.00	(524.56)	(53.90)	0.00	(665,103.78)	(\$1,200,573.82)	
June-18	(45.87)	0.00	0.00	0.00	0.00	0.00	(20,888.85)	(21.35)	0.00	0.00	(\$1,475,001.20)	
July-18	(37,100.66)	0.00	0.00	0.00	0.00	0.00	(10,848.62)	(635.25)	0.00	0.00	(\$36,393.01)	
August-18	(619.52)	0.00	0.00	0.00	0.00	0.00	(15,339.23)	(14.75)	0.00	0.00	(\$305,459.00)	
September-18	88.37	0.00	0.00	0.00	0.00	0.00	(1,528.51)	(174.55)	0.00	0.00	(\$372,382.76)	
October-18	0.00	0.00	0.00	0.00	0.00	0.00	(5,036.50)	(70.40)	0.00	0.00	\$807,428.70	
November-18	4,892.32	0.00	0.00	0.00	0.00	0.00	16,800.41	0.00	0.00	0.00	\$180,671.02	
December-18	0.00	0.00	0.00	0.00	0.00	0.00	255,981.62	0.00	0.00	0.00	\$458,011.83	
Plan Year Transactions to Date	(40,366,353.32)	(46,125,128.78)	(4,411,465.60)	(924,137.15)	0.00	0.00	(399,347,610.23)	(8,800,355.19)	0.00	(11,101,966.80)	\$204,593,913.82	

Kentucky Employees' Health Plan – Status Report
 4th Quarter, 2019
 Attachment B – Summary
 Page B-45

PLAN YEAR 2017												
2017	101	102	110	120	121	130	201	202	203	204	210	213
	PREMIUMS	HRA WAIVER CONTRIBUTION	INTEREST INCOME	DRUG REBATES- ESCRIPTS	DRUG REBATES- CVS	TRANSFERS FROM OTHER PLAN YEAR(S)	MEDICAL CLAIMS HUMANA	HUMANA ADMIN FEES	HRA EMBEDDED CLAIMS HUMANA	HRA WAIVER CLAIMS HUMANA	MEDICAL CLAIMS-ANTHEM	HRA EMBEDDED CLAIMS- IWW
Balance Forward	0.00	0.00	0.00	0.00	0.00	0.00	0.00	0.00	0.00	0.00	0.00	0.00
January-17	63,487,153.25	3,862,325.04	0.00	0.00	0.00	0.00	0.00	0.00	0.00	0.00	(8,527,678.96)	(3,586,851.72)
February-17	136,115,845.31	3,898,447.63	15,064.99	0.00	0.00	0.00	0.00	(625,958.62)	0.00	0.00	(62,770,015.11)	(4,489,915.17)
March-17	139,689,827.78	3,921,256.38	41,102.23	0.00	0.00	0.00	0.00	(1,254,513.18)	0.00	0.00	(64,513,337.18)	(5,473,261.60)
April-17	130,779,529.36	706,300.00	75,949.22	0.00	0.00	0.00	0.00	(3,779,635.99)	0.00	0.00	(63,422,660.48)	(4,461,386.29)
May-17	143,280,024.72	7,257,285.08	86,224.67	0.00	0.00	0.00	0.00	0.00	0.00	0.00	(86,820,349.06)	(4,633,623.69)
June-17	105,522,574.30	370,650.00	100,009.88	0.00	0.00	0.00	0.00	(1,034,725.52)	0.00	0.00	(74,821,901.08)	(4,280,002.97)
July-17	164,946,580.62	4,307,673.88	95,696.21	0.00	0.00	0.00	0.00	(920,251.40)	0.00	0.00	(76,457,861.27)	(3,767,992.99)
August-17	131,168,229.95	7,026,047.48	164,300.67	0.00	20,853,102.72	0.00	0.00	(1,708,648.01)	305.60	316.88	(102,161,247.47)	(3,471,321.42)
September-17	134,268,063.77	3,769,167.44	143,253.18	0.00	0.00	0.00	0.00	(766,572.64)	0.00	0.00	(72,497,083.74)	(2,645,262.52)
October-17	134,220,067.63	3,998,166.92	178,910.99	0.00	20,825,405.45	0.00	2,906.12	(721,011.76)	(305.60)	(316.88)	(98,789,022.05)	(3,024,708.77)
November-17	134,611,429.47	706,562.50	285,584.39	0.00	0.00	0.00	0.00	(1,130,149.60)	0.00	0.00	(77,481,176.90)	(2,762,916.90)
December-17	135,998,396.28	7,435,316.64	323,829.87	0.00	0.00	0.00	0.00	(906,048.52)	0.00	0.00	(94,993,752.67)	(2,916,856.91)
Plan Year Transactions to Date	1,554,087,822.44	47,259,198.99	1,509,926.30	0.00	41,678,512.17	0.00	2,906.12	(12,849,515.24)	0.00	0.00	(853,256,065.57)	(45,513,900.90)

Kentucky Employees' Health Plan – Status Report
 4th Quarter, 2019
 Attachment B – Summary
 Page B-46

2017	PLAN YEAR 2017											TOTAL
	214	215	216	217	301	302	310	311	500	501	502	
	HRA WAIVER CLAIMS-WW	ANTHEM ADMIN	WAGE WORKS ADMIN	MDX MEDICAL ADMIN COMPASS	PHARMACY CLAIMS-ESI	EXPRESS SCRIPTS ADMIN FEES	PHARMACY CLAIMS-CVS	CVS ADMIN	TRANSFERS TO OTHER PLAN YEAR(S)	OPERATING TRANSFER EXP & ADJ	CASH TRANSACTIONS	
Balance Forward	0.00	0.00	0.00	0.00	0.00	0.00	0.00	0.00	0.00	0.00	\$0.00	
January-17	(3,150,018.24)	(3,866,759.16)	0.00	(77,830.50)	0.00	0.00	(21,769,983.26)	(97,396.95)	0.00	(2,648,196.33)	\$23,624,963.57	
February-17	(3,070,994.88)	(3,890,944.27)	(441,307.40)	(77,581.40)	0.00	0.00	(31,692,463.04)	(589,615.35)	0.00	(6,964.00)	\$32,373,608.69	
March-17	(3,368,684.08)	(3,859,788.25)	(398,030.60)	(77,540.59)	0.00	0.00	(29,473,449.98)	(707,179.43)	0.00	(3,556.00)	\$34,522,943.50	
April-17	(2,675,195.40)	(3,846,996.12)	(400,886.60)	(77,412.86)	0.00	0.00	(31,518,481.09)	(626,239.23)	0.00	(1,240,430.00)	\$19,512,454.52	
May-17	(2,677,014.34)	(3,851,038.00)	(312,121.00)	(77,303.15)	0.00	0.00	(33,632,995.28)	(263,186.95)	0.00	(2,960.00)	\$18,352,941.01	
June-17	(2,699,039.49)	(3,873,626.03)	(346,462.20)	(77,067.30)	0.00	0.00	(34,730,451.59)	(1,102,789.12)	0.00	(95,010.95)	(\$17,069,842.07)	
July-17	(4,758,415.40)	(3,816,613.61)	(349,386.20)	0.00	0.00	0.00	(32,033,550.70)	(488,963.94)	0.00	(3,652,963.02)	\$63,956,954.94	
August-17	(3,890,011.02)	(3,854,298.41)	(385,486.60)	(152,990.33)	0.00	0.00	(35,626,939.60)	(915,075.06)	0.00	889.00	(\$13,785,928.34)	
September-17	(2,690,941.93)	(3,768,661.41)	(44,189.00)	0.00	0.00	0.00	(34,289,040.76)	(95,886.85)	0.00	(158.00)	\$21,365,593.66	
October-17	(3,153,365.28)	(3,824,237.37)	(731,827.00)	(75,754.49)	0.00	0.00	(34,161,745.70)	(954,955.78)	0.00	(2,464,200.00)	\$11,321,104.31	
November-17	(2,639,288.10)	(3,855,844.97)	(261,847.00)	(76,860.07)	0.00	0.00	(36,309,861.62)	(1,250,605.10)	0.00	(186,231.72)	\$9,648,994.38	
December-17	(3,345,793.03)	(3,824,850.48)	(367,841.00)	(76,925.26)	0.00	0.00	(38,389,649.97)	(646,544.30)	0.00	(10.00)	\$287,270.65	
Plan Year Transactions to Date	(38,118,751.19)	(46,113,658.08)	(4,041,384.60)	(847,265.95)	0.00	0.00	(391,628,512.59)	(7,738,440.06)	0.00	(10,299,793.02)	\$204,131,056.82	

Kentucky Employees' Health Plan – Status Report
 4th Quarter, 2019
 Attachment B – Summary
 Page B-47

		PLAN YEAR 2018										
2019		101	102	110	120	121	130	202	210	213		
		PREMIUMS	HRA WAIVER CONTRIBUTION	INTEREST INCOME	DRUG REBATES- ESCRIPTS	DRUG REBATES- CVS	TRANSFERS FROM OTHER PLAN YEAR(S)	HUMANA ADMIN FEES	MEDICAL CLAIMS- ANTHEM	HRA EMBEDDED CLAIMS- VVV		
	2018 Balance Forward	1,572,638,030.66	46,559,195.61	2,071,729.18	0.00	56,876,176.78	0.00	(13,298,480.22)	(938,486,590.76)	(49,165,671.44)		
	January-19	73,644,247.53	15,137.50	321,465.04	0.00	30,606,258.28	0.00	(1,171,543.28)	(84,522,833.36)	(1,229,786.61)		
	February-19	658.13	0.00	303,127.79	0.00	0.00	0.00	0.00	(18,621,060.70)	(241,079.53)		
	March-19	751.43	0.00	249,221.65	0.00	0.00	0.00	0.00	(8,307,866.49)	(247,033.01)		
	April-19	(812.12)	0.00	(873,814.48)	0.00	36,253,007.99	0.00	0.00	(3,876,734.00)	(148,913.20)		
	May-19	1,164.70	0.00	0.00	0.00	0.00	0.00	0.00	(374,103.10)	(4.04)		
	June-19	24.71	0.00	0.00	0.00	0.00	0.00	0.00	388,636.49	(1,734.53)		
	July-19	0.00	0.00	0.00	0.00	375,786.58	0.00	0.00	(397,850.23)	(740.47)		
	August-19	0.00	0.00	0.00	0.00	0.00	0.00	0.00	(1,121,957.32)	0.00		
	September-19	0.00	0.00	0.00	0.00	0.00	0.00	0.00	262,516.33	(8.73)		
	October-19	0.00	0.00	0.00	0.00	34,181.97	0.00	0.00	584,145.87	(366.26)		
	November-19	0.00	0.00	0.00	0.00	0.00	0.00	0.00	(385,843.12)	0.00		
	December-19	0.00	0.00	0.00	0.00	0.00	0.00	0.00	(223,247.05)	0.00		
	Plan Year Transactions to Date	1,646,284,065.04	46,574,333.11	2,071,729.18	0.00	124,145,411.60	0.00	(14,470,023.50)	(1,055,084,787.44)	(51,035,337.82)		

Kentucky Employees' Health Plan – Status Report
 4th Quarter, 2019
 Attachment B – Summary
 Page B-48

2019	PLAN YEAR 2018											TOTAL
	214	215	216	217	301	302	310	311	500	501		
	HRA WAIVER CLAIMS- W/W	ANTHEM ADMIN	WAGE WORKS ADMIN	MDX MEDICAL ADMIN COMPASS	PHARMACY ADMIN ESI	EXPRESS SCRIPTS ADMIN FEES	PHARMACY CLAIMS- CVS	CVS ADMIN	TRANSFERS TO OTHER PLAN YEAR(S)	OPERATING TRANSFER/EXP & ADJ	CASH TRANSACTIONS	
2018 Balance Forward	(36,800,327.07)	(46,741,571.47)	(4,240,995.33)	(922,594.85)		0.00	(427,676,653.12)	(7,899,140.02)	0.00	(8,476,380.16)	\$144,432,727.79	
January-19	(1,103,371.34)	(12,363.15)	(376,575.20)	0.00	0.00	0.00	(10,484,265.75)	(975,287.95)	0.00	22,882.42	\$4,735,964.13	
February-19	(257,485.46)	(148.36)	0.00	0.00	0.00	0.00	(13,351.22)	(313,551.34)	0.00	0.00	(\$19,142,890.69)	
March-19	(242,690.00)	(8.29)	0.00	0.00	0.00	0.00	14,426.33	(112,760.25)	0.00	(5.00)	(\$8,645,963.63)	
April-19	(194,010.54)	(75.88)	0.00	0.00	0.00	0.00	12,328.58	(116,148.65)	0.00	(81,791.23)	\$30,973,036.47	
May-19	(1,291,338)	0.00	0.00	0.00	0.00	0.00	16,181.59	(203.45)	0.00	0.00	(\$359,255.68)	
June-19	(3,840,699)	0.00	(134,440.80)	0.00	0.00	0.00	51,437.64	1,729,558.52	0.00	(594,906.00)	\$1,434,735.34	
July-19	(39,063.27)	0.00	0.00	0.00	0.00	0.00	(34,368.63)	0.00	0.00	0.00	(\$96,236.02)	
August-19	(3.00)	0.00	0.00	0.00	0.00	0.00	11,984.64	(126.95)	0.00	0.00	(\$1,110,102.63)	
September-19	(2,455.09)	0.00	0.00	0.00	0.00	0.00	11,924.09	0.00	0.00	0.00	\$271,976.60	
October-19	(4.01)	0.00	0.00	0.00	0.00	0.00	752.79	0.00	0.00	0.00	\$618,710.36	
November-19	(57.60)	0.00	0.00	0.00	0.00	0.00	(3,835.16)	0.00	0.00	0.00	(\$389,735.88)	
December-19	(40.00)	0.00	(4,497.35)	0.00	0.00	0.00	(1,175.33)	0.00	0.00	0.00	(\$228,959.73)	
Plan Year Transactions to Date	(38,644,639.45)	(46,754,167.15)	(4,756,508.68)	(922,594.85)	0.00	0.00	(438,096,613.55)	(7,687,860.09)	0.00	(9,130,199.97)	\$152,493,006.43	

Kentucky Employees' Health Plan – Status Report
 4th Quarter, 2019
 Attachment B – Summary
 Page B-49

		PLAN YEAR 2018											
2018	101	102	110	120	121	130	201	202	203	204	210	213	
	PREMIUMS	HRA/WMR CONTRIBUTION	INTEREST INCOME	DRUG REBATES-ESCRPTS	DRUG REBATES-CVS	TRANSFERS/FORM OTHER PLAN (B)	MEDICAL CLAIMS HUMANA	HUMANA ADMIN FEES	HRA EMBEDDED CLAIMS HUMANA	HRA WAIVER CLAIMS HUMANA	MEDICAL CLAIMS-ANTHEM	HRA EMBEDDED CLAIMS-WM	
Balance Forward	0.00	0.00	0.00	0.00	0.00	0.00	0.00	0.00	0.00	0.00	0.00	0.00	
January-18	68,300,267.01	3,946,331.36	0.00	0.00	0.00	0.00	0.00	0.00	0.00	0.00	(16,978,844.64)	(4,185,446.64)	
February-18	134,478,893.90	3,986,434.52	20,376.82	0.00	0.00	0.00	0.00	(834,417.24)	0.00	0.00	(53,892,860.60)	(5,150,603.12)	
March-18	139,017,958.34	4,046,286.95	75,185.50	0.00	0.00	0.00	0.00	0.00	0.00	0.00	(62,096,641.78)	(5,781,660.10)	
April-18	138,672,737.53	4,041,237.16	137,170.00	0.00	0.00	0.00	0.00	(2,586,441.88)	0.00	0.00	(72,272,070.77)	(5,135,235.62)	
May-18	137,018,292.60	4,039,353.86	192,919.86	0.00	0.00	0.00	0.00	0.00	0.00	0.00	(96,436,636.91)	(4,785,921.61)	
June-18	105,776,700.26	367,689.96	0.00	0.00	0.00	0.00	0.00	(1,340,011.95)	0.00	0.00	(73,854,779.05)	(6,545,613.45)	
July-18	169,023,228.14	7,557,677.76	339,454.97	0.00	27,091,590.20	0.00	0.00	(4,785,810.59)	0.00	0.00	(79,325,026.72)	(2,402,438.83)	
August-18	137,455,966.90	3,845,509.64	299,050.46	0.00	0.00	0.00	0.00	0.00	0.00	0.00	(103,136,172.95)	(3,484,367.22)	
September-18	133,853,260.69	3,387,037.50	163,840.27	0.00	0.00	0.00	0.00	(942,308.15)	0.00	0.00	(88,092,588.81)	(2,681,175.53)	
October-18	134,612,881.62	3,727,970.62	266,163.10	0.00	29,784,586.59	0.00	0.00	(672,940.66)	0.00	0.00	(106,098,802.90)	(3,197,997.16)	
November-18	137,671,061.76	637,254.22	283,685.76	0.00	0.00	0.00	0.00	(1,111,103.20)	0.00	0.00	(96,307,671.01)	(2,949,665.20)	
December-18	136,554,778.91	6,877,232.05	253,882.44	0.00	0.00	0.00	0.00	(625,446.55)	0.00	0.00	(99,896,494.52)	(2,864,526.96)	
Plan Year Transactions to Date	1,572,638,030.66	46,555,195.61	2,071,729.18	0.00	56,876,176.78	0.00	0.00	(13,286,460.22)	0.00	0.00	(938,486,590.76)	(49,165,671.44)	

Kentucky Employees' Health Plan – Status Report
 4th Quarter, 2019
 Attachment B – Summary
 Page B-50

2018	PLAN YEAR 2018												TOTAL
	214	215	216	217	301	302	310	311	500	501	501	501	
	HRA WAIVER CLAIMS-WW	ANTHEM ADMIN	WAGE WORKS ADMIN	MDX MEDICAL ADMIN COMPASS	PHARMACY CLAIMS - ESI	EXPRESS SCRIPTS ADMIN FEES	PHARMACY CLAIMS - CVS	CVS ADMIN	TRANSFERS TO OTHER PLAN YEAR(S)	OPERATING TRANSFER, EXP & ADJ			CASH TRANSACTIONS
Balance Forward	0.00	0.00	0.00	0.00	0.00	0.00	0.00	0.00	0.00	0.00	0.00	0.00	\$0.00
January-18	(3,126,262.09)	(3,935,437.48)	(137,194.93)	0.00	0.00	0.00	(24,171,126.52)	(99,253.05)	0.00	(2,464,200.00)	0.00	0.00	\$17,148,923.02
February-18	(3,083,837.98)	(3,931,418.42)	(398,508.00)	(77,557.55)	0.00	0.00	(32,428,692.11)	(421,368.14)	0.00	0.00	0.00	0.00	\$38,286,442.08
March-18	(3,279,448.24)	(3,919,277.57)	(400,843.20)	(77,207.22)	0.00	0.00	(30,621,265.36)	(646,121.65)	0.00	(217,622.00)	0.00	0.00	\$36,098,303.67
April-18	(2,851,573.68)	(3,950,333.18)	(403,693.60)	(77,153.69)	0.00	0.00	(15,759,153.06)	(875,512.12)	0.00	(1,295,893.71)	0.00	0.00	\$37,844,083.38
May-18	(2,605,041.04)	(3,925,017.64)	(354,847.60)	(153,995.21)	0.00	0.00	(53,532,061.00)	(1,005,450.15)	0.00	11,665.05	0.00	0.00	(\$21,536,719.79)
June-18	(2,488,597.12)	(3,894,421.03)	(396,223.20)	(76,687.68)	0.00	0.00	(37,312,953.96)	(639,088.43)	0.00	(40,092.46)	0.00	0.00	(\$20,441,858.11)
July-18	(5,211,008.17)	(3,890,815.21)	(317,168.00)	(80,096.78)	0.00	0.00	(36,102,383.56)	(1,067,801.44)	0.00	(4,007,193.00)	0.00	0.00	\$66,822,208.77
August-18	(3,754,872.17)	(3,851,098.53)	(359,644.00)	(75,708.38)	0.00	0.00	(38,644,435.83)	(203,148.85)	0.00	(1,608.04)	0.00	0.00	(\$11,911,126.97)
September-18	(2,490,711.77)	(3,814,672.23)	(360,520.40)	(75,291.80)	0.00	0.00	(37,076,421.73)	(737,838.00)	0.00	(219,396.00)	0.00	0.00	\$943,212.04
October-18	(2,917,482.26)	(3,876,141.20)	(403,410.80)	(76,302.51)	0.00	0.00	(40,285,007.26)	(1,218,054.29)	0.00	(598.00)	0.00	0.00	\$9,444,864.88
November-18	(2,478,421.18)	(3,873,307.62)	(332,985.20)	0.00	0.00	0.00	(40,806,634.20)	(461,785.70)	0.00	(152,673.00)	0.00	0.00	\$127,755.43
December-18	(2,513,071.37)	(3,879,631.36)	(376,046.40)	(152,614.03)	0.00	0.00	(40,938,518.53)	(523,718.20)	0.00	(88,787.00)	0.00	0.00	(\$8,373,361.61)
Plan Year Transactions to Date	(36,600,327.07)	(46,741,571.47)	(4,240,985.33)	(922,594.85)	0.00	0.00	(427,678,653.12)	(7,899,140.02)	0.00	(6,476,380.16)	0.00	0.00	\$144,432,727.79

Kentucky Employees' Health Plan – Status Report
 4th Quarter, 2019
 Attachment B – Summary
 Page B-51

		PLAN YEAR 2019										
2019		101	102	110	120	121	130	202	210	213		
		PREMIUMS	HRA/WAIVER CONTRIBUTION	INTEREST INCOME	DRUG REBATES- ESCRIPTS	DRUG REBATES- CVS	TRANSFERS FROM OTHER PLAN YEAR(S)	HUMANA ADMIN FEES	MEDICAL CLAIMS- ANTHEM	HRA EMBEDDED CLAIMS- WWV		
	Balance Forward	0.00	0.00	0.00	0.00	0.00	0.00	0.00	0.00	0.00	0.00	
	January-19	63,839,206.68	3,944,275.54	0.00	0.00	0.00	0.00	0.00	(14,715,590.72)	(4,873,288.34)		
	February-19	137,315,232.35	3,985,180.74	26,696.30	0.00	0.00	0.00	(2,852,371.71)	(54,974,494.49)	(5,559,177.20)		
	March-19	137,105,702.38	4,020,824.09	83,033.74	0.00	0.00	0.00	(1,293,286.73)	(73,193,110.03)	(6,159,032.41)		
	April-19	137,654,759.26	4,037,312.90	4,901,912.75	0.00	0.00	0.00	(1,581,143.96)	(92,329,780.61)	(6,175,759.56)		
	May-19	136,667,873.70	4,034,554.06	1,387,267.36	0.00	0.00	0.00	(1,859,573.73)	(80,074,628.25)	(4,965,688.16)		
	June-19	103,096,945.23	345,883.36	1,058,463.85	0.00	0.00	0.00	(1,466,107.18)	(84,036,842.14)	(4,978,662.88)		
	July-19	173,716,439.48	7,604,987.42	944,172.78	0.00	33,676,387.63	0.00	(1,309,066.71)	(110,369,191.54)	(4,525,955.61)		
	August-19	132,068,605.08	3,857,520.86	1,144,515.76	0.00	0.00	0.00	(1,440,713.50)	(92,207,948.49)	(3,808,384.76)		
	September-19	133,573,041.06	3,814,737.50	851,828.49	0.00	0.00	0.00	(1,025,799.00)	(87,202,032.31)	(2,989,484.51)		
	October-19	135,850,302.90	4,036,287.50	817,970.18	0.00	34,082,416.08	0.00	(978,815.99)	(118,084,677.63)	(3,426,261.26)		
	November-19	134,827,553.80	4,099,201.60	696,539.10	0.00	0.00	0.00	(1,773,035.35)	(97,111,897.38)	(2,937,457.99)		
	December-19	143,169,494.98	655,550.00	715,914.43	0.00	0.00	0.00	(2,173,385.44)	(120,334,767.32)	(3,545,826.74)		
	Plan Year Transactions to Date	1,568,885,156.90	44,416,315.57	12,628,314.74	0.00	67,758,803.71	0.00	(17,753,299.30)	(1,024,634,960.91)	(53,944,979.42)		

Kentucky Employees' Health Plan – Status Report
 4th Quarter, 2019
 Attachment B – Summary
 Page B-52

2019	PLAN YEAR 2019											TOTAL
	214	215	216	217	301	302	310	311	500	501	501	
	HRA/WAIVER CLAIMS- WW	ANTHEM ADMIN	WAGE WORKS ADMIN	MDX MEDICAL ADMIN COMPASS	PHARMACY CLAIMS - ESI	EXPRESS SCRIPTS ADMIN FEES	PHARMACY CLAIMS- CVS	CVS ADMIN	TRANSFERS TO OTHER PLAN YEARS	OPERATING TRANSFER EXP. & ADJ	CASH TRANSACTIONS	
Balance Forward	0.00	0.00	0.00	0.00	0.00	0.00	0.00	0.00	0.00	0.00	\$0.00	
January-19	(3,229,011.29)	(3,984,671.25)	0.00	(79,543.75)	0.00	0.00	(27,345,668.16)	(330,493.15)	0.00	(88,184.00)	\$13,137,031.56	
February-19	(3,004,428.78)	(3,874,234.00)	(428,890.00)	(79,206.60)	0.00	0.00	(38,703,025.74)	(329,337.15)	0.00	(1,218,655.09)	\$30,183,288.63	
March-19	(2,995,573.51)	(3,979,290.00)	(428,018.80)	(79,359.50)	0.00	0.00	(37,082,126.05)	(735,492.65)	0.00	(51,015.75)	\$15,212,254.78	
April-19	(2,873,080.16)	(3,989,782.94)	(432,597.20)	(79,244.55)	0.00	0.00	(40,965,331.13)	(760,576.26)	0.00	(91,682.00)	(\$2,684,993.46)	
May-19	(2,265,062.58)	(3,991,674.02)	(387,870.00)	(79,084.50)	0.00	0.00	(40,526,836.13)	(428,167.90)	0.00	(958,566.20)	\$6,552,523.65	
June-19	(2,443,596.76)	(3,960,084.19)	(436,445.90)	(78,871.65)	0.00	0.00	(39,192,266.51)	(1,347,242.47)	0.00	(189,293.42)	(\$33,628,120.66)	
July-19	(4,676,216.54)	(3,944,514.00)	(343,338.80)	(78,488.85)	0.00	0.00	(40,470,514.97)	(721,928.14)	0.00	(3,523,558.40)	\$45,979,213.75	
August-19	(3,570,390.27)	(3,905,806.44)	(392,918.40)	(77,887.70)	0.00	0.00	(42,699,062.87)	(840,827.55)	0.00	(302,555.08)	(\$12,175,853.36)	
September-19	(2,631,585.13)	(3,887,709.63)	(391,957.20)	(77,380.05)	0.00	0.00	(32,220,535.89)	(432,818.54)	0.00	(95,750.75)	\$7,284,554.04	
October-19	(2,851,360.13)	(3,958,911.16)	(397,275.20)	(78,653.30)	0.00	0.00	(51,391,296.15)	(937,065.56)	0.00	(95,510.16)	(\$7,402,849.89)	
November-19	(2,438,358.62)	(3,947,003.55)	(362,087.60)	(78,700.60)	0.00	0.00	(43,348,072.25)	(854,408.11)	0.00	(90,452.95)	(\$13,318,179.90)	
December-19	(3,239,867.76)	(3,950,349.38)	(578,699.40)	(78,758.90)	0.00	0.00	(45,395,620.39)	(736,199.17)	0.00	(1,557,689.88)	(\$37,050,204.97)	
Plan Year Transactions to Date	(36,218,531.53)	(47,474,030.56)	(4,581,098.50)	(945,179.95)	0.00	0.00	(479,330,356.24)	(8,454,556.65)	0.00	(8,252,933.68)	\$12,088,664.18	

Kentucky Employees' Health Plan – Status Report
 4th Quarter, 2019
 Attachment B – Summary
 Page B-53

2019	Combined 2010, 2011, 2012, 2013, 2014, 2015, 2016, 2017, 2018, 2019 Plan Years											
	101	102	110	120	121	130	201	202	203	204	210	213
	PREMIUMS	HRA/WAIVER CONTRIBUTION	INTEREST INCOME	DRUG REBATES- ESCRIPTS	DRUG REBATES- CVS	TRANSFERS FROM OTHER PLAN YEAR(S)	MEDICAL CLAIMS HUMANA	HUMANA-ADMIN FEES	HRA EMBEDDED CLAIMS HUMANA	HRA WAIVER CLAIMS HUMANA	MEDICAL CLAIMS- ANTHEM	HRA EMBEDDED CLAIMS- WV
2018 Balance Forward	14,391,627,497.61	423,194,507.30	23,963,825.23	181,706,378.55	283,219,635.49	133,510,624.46	(5,701,455,908.36)	(419,298,740.44)	(100,981,865.31)	(213,364,798.53)	(3,822,949,445.44)	(180,064,177.21)
January-19	137,483,742.19	3,959,413.04	1,269,944.54	0.00	30,745,688.30	0.00	0.00	(1,171,543.28)	0.00	0.00	(100,154,658.78)	(6,102,883.90)
February-19	137,315,890.48	3,965,180.74	1,196,103.71	0.00	0.00	0.00	116,168.58	(2,852,371.71)	0.00	0.00	(73,101,101.65)	(5,792,467.07)
March-19	137,106,453.81	4,020,824.09	1,152,169.53	0.00	0.00	0.00	0.00	(1,293,286.73)	0.00	0.00	(81,304,005.22)	(6,406,071.87)
April-19	137,653,947.14	4,037,312.30	1,393,425.01	0.00	36,315,535.94	0.00	0.00	(1,581,143.96)	0.00	0.00	(95,189,200.48)	(6,324,672.76)
May-19	136,669,038.40	4,034,554.06	1,387,267.36	0.00	0.00	0.00	171,020.08	(1,859,573.73)	0.00	0.00	(79,949,787.98)	(4,965,692.20)
June-19	103,097,010.10	345,683.36	1,058,463.85	0.00	0.00	0.00	0.00	(1,466,107.18)	0.00	0.00	(83,425,255.09)	(4,979,166.23)
July-19	173,716,439.48	7,604,987.42	944,172.78	0.00	34,064,613.34	0.00	44,020.38	(1,309,066.71)	0.00	0.00	(110,491,473.44)	(4,526,700.28)
August-19	132,068,605.08	3,857,520.86	1,144,515.76	0.00	0.00	0.00	0.00	(1,440,713.50)	0.00	0.00	(93,074,921.32)	(3,808,047.06)
September-19	133,573,041.06	3,814,737.50	851,828.49	0.00	0.00	0.00	0.00	(1,025,799.00)	0.00	0.00	(86,516,838.09)	(2,990,066.43)
October-19	135,650,302.90	4,036,287.50	817,970.18	0.00	34,137,313.03	0.00	0.00	(978,815.99)	0.00	0.00	(117,030,322.45)	(3,430,993.36)
November-19	134,827,553.80	4,099,201.60	696,539.10	0.00	0.00	0.00	0.00	(1,773,035.35)	0.00	0.00	(97,469,909.26)	(2,937,457.99)
December-19	143,169,494.98	655,550.00	715,914.43	0.00	0.00	0.00	0.00	(2,173,385.44)	0.00	0.00	(120,579,361.22)	(3,545,626.74)
Plan Year Transactions to Date	16,034,359,017.03	473,625,960.37	36,592,139.97	181,706,379.55	418,482,756.10	133,510,624.46	(5,701,124,698.33)	(438,223,553.02)	(100,981,865.31)	(213,364,798.53)	(4,961,256,280.42)	(235,864,223.10)

Kentucky Employees' Health Plan – Status Report
 4th Quarter, 2019
 Attachment B – Summary
 Page B-54

2019	Combined 2010, 2011, 2012, 2013, 2014, 2015, 2016, 2017, 2018, 2019 Plan Years												TOTAL
	214	215	216	217	301	302	310	311	500	501	CASH TRANSACTIONS		
	HRA WAIVER CLAIMS-WW	ANTHEM ADMIN	WAGE WORKS ADMIN	MDX MEDICAL ADMIN COMPASS	PHARMACY CLAIMS ESI	EXPRESS SCRIPTS ADMIN FEES	PHARMACY CLAIMS-CVS	CVS ADMIN	TRANSFERS TO OTHER PLAN YEAR(S)	OPERATING TRANSFER/EXP & ADJ			
2018 Balance Forward	(157,501,440.49)	(186,485,978.85)	(17,510,958.99)	(3,728,444.53)	(1,687,614,318.99)	(51,308,710.59)	(1,512,921,032.47)	(32,025,474.36)	(110,211,028.06)	(675,430,054.67)	\$570,580,092.33		
January-19	(4,332,386.64)	(3,997,034.40)	(376,575.20)	(79,543.75)	0.00	0.00	(37,859,725.54)	(1,306,391.60)	0.00	(65,301.58)	\$18,012,713.40		
February-19	(3,261,914.24)	(3,974,362.36)	(428,890.00)	(79,206.60)	0.00	0.00	(38,724,297.33)	(643,526.59)	0.00	(1,218,655.09)	\$12,516,531.87		
March-19	(3,238,264.50)	(3,979,298.29)	(429,018.80)	(79,359.50)	0.00	0.00	(37,067,941.28)	(848,297.90)	0.00	(51,020.75)	\$7,662,882.59		
April-19	(3,067,090.70)	(3,989,858.82)	(432,597.20)	(79,244.55)	0.00	0.00	(40,954,519.04)	(877,461.86)	0.00	(173,473.23)	\$26,730,958.39		
May-19	(2,266,358.76)	(3,991,674.02)	(387,870.00)	(79,084.50)	0.00	0.00	(40,518,628.11)	(428,422.35)	0.00	(958,586.20)	\$6,866,201.05		
June-19	(2,443,633.74)	(3,960,084.19)	(570,886.70)	(78,871.65)	0.00	0.00	(39,162,999.01)	381,690.65	0.00	(135,924,599.42)	(\$167,128,655.25)		
July-19	(4,715,279.81)	(3,944,514.00)	(343,338.80)	(78,488.85)	0.00	0.00	(40,515,286.91)	(721,928.14)	0.00	(3,523,558.40)	\$46,204,598.06		
August-19	(3,572,623.74)	(3,905,806.44)	(392,918.40)	(77,887.70)	0.00	0.00	(42,689,624.24)	(841,038.05)	0.00	(302,555.08)	(\$13,035,483.83)		
September-19	(2,634,492.80)	(3,887,709.63)	(391,957.20)	(77,380.05)	0.00	0.00	(32,207,123.66)	(432,818.54)	0.00	(95,750.75)	\$7,979,670.90		
October-19	(2,855,649.02)	(3,958,911.16)	(397,275.20)	(78,653.30)	0.00	0.00	(51,380,233.13)	(937,065.56)	0.00	(95,510.16)	(\$6,301,555.72)		
November-19	(2,438,416.22)	(3,947,003.55)	(362,087.60)	(78,700.60)	0.00	0.00	(43,368,282.28)	(854,408.11)	0.00	(90,452.95)	(\$13,716,459.41)		
December-19	(3,239,907.76)	(3,950,349.38)	(563,196.75)	(78,758.90)	0.00	0.00	(45,386,048.09)	(736,199.17)	0.00	(1,557,689.88)	(\$37,299,764.92)		
Plan Year Transactions to Date	(195,567,468.42)	(233,972,605.09)	(22,607,570.84)	(4,673,624.48)	(1,687,614,318.99)	(51,308,710.59)	(2,002,765,745.09)	(40,271,341.58)	(110,211,028.06)	(819,487,308.16)	\$468,981,719.46		

Kentucky Employees' Health Plan – Status Report
 4th Quarter, 2019
 Attachment B – Summary
 Page B-55

2018	Combined 2010, 2011, 2012, 2013, 2014, 2015, 2016, 2017, 2018 Plan Years											
	101	102	110	120	121	130	201	202	203	204	210	213
	PREMIUMS	HRA WAIVER CONTRIBUTION	INTEREST INCOME	DRUG REBATES-ESCRIPTS	DRUG REBATES-CVS	TRANSFERS FROM OTHER PLANS (XVS)	MEDICAL CLAIMS HUMANA	HUMANA ADMIN FEES	HRA EMBEDDED CLAIMS HUMANA	HRA WAIVER CLAIMS HUMANA	MEDICAL CLAIMS-ANTHEM	HRA EMBEDDED CLAIMS-WW
2017 Balance Forward	12,746,005,145.78	382,619,911.69	11,720,925.51	181,635,181.48	171,436,317.23	133,497,146.46	(5,702,189,411.26)	(403,427,246.36)	(100,981,865.31)	(213,364,798.53)	(2,772,376,206.64)	(128,912,151.01)
January-18	141,318,538.96	3,960,681.36	822,158.88	0.00	24,803,134.51	0.00	330,334.90	(826,227.96)	0.00	0.00	(98,296,032.41)	(5,417,256.78)
February-18	134,638,766.48	3,987,484.52	892,083.97	0.00	0.00	0.00	0.00	(2,581,203.14)	0.00	0.00	(69,831,907.32)	(5,466,282.96)
March-18	139,017,763.14	4,045,266.95	1,047,683.13	26,881.46	0.00	0.00	(2,542.59)	0.00	0.00	0.00	(69,256,281.23)	(6,058,991.89)
April-18	138,872,347.05	4,041,237.16	1,201,466.79	0.00	27,918,083.61	0.00	0.00	(2,586,441.88)	0.00	0.00	(76,150,334.31)	(5,274,232.24)
May-18	137,018,292.60	4,039,353.86	1,288,894.35	43,316.61	0.00	0.00	81,077.72	0.00	0.00	0.00	(96,311,547.79)	(4,787,405.60)
June-18	105,778,726.46	367,869.96	0.00	0.00	0.00	13,478.00	0.00	(1,340,011.95)	0.00	0.00	(75,310,906.28)	(6,546,044.62)
July-18	169,029,229.14	7,557,677.76	1,977,354.88	0.00	28,754,947.90	0.00	(37,066.17)	(4,786,610.59)	0.00	0.00	(81,412,716.52)	(2,402,528.11)
August-18	137,461,749.22	3,845,509.64	1,118,882.97	0.00	0.00	0.00	238,285.73	0.00	0.00	0.00	(103,672,451.73)	(3,489,459.24)
September-18	133,853,386.43	3,387,037.50	770,394.35	0.00	0.00	0.00	0.00	(942,308.15)	0.00	0.00	(88,565,132.24)	(2,881,617.48)
October-18	134,613,711.68	3,727,970.62	1,052,809.30	0.00	30,307,152.24	0.00	123,413.29	(672,940.66)	0.00	0.00	(106,133,203.15)	(3,204,464.76)
November-18	137,671,061.76	637,254.22	1,110,577.56	0.00	0.00	0.00	0.00	(1,111,103.20)	0.00	0.00	(86,483,886.70)	(2,948,755.54)
December-18	136,554,778.91	6,977,232.06	960,571.54	0.00	0.00	0.00	0.00	(825,446.55)	0.00	0.00	(100,149,039.12)	(2,864,926.96)
Plan Year Transactions to Date	14,391,827,497.61	428,194,507.30	23,963,825.23	181,706,379.55	283,219,635.49	133,510,624.46	(5,701,455,908.38)	(419,298,740.44)	(100,981,865.31)	(213,364,798.53)	(3,822,949,445.44)	(180,054,177.21)

Kentucky Employees' Health Plan – Status Report
 4th Quarter, 2019
 Attachment B – Summary
 Page B-56

2018	Combined 2010, 2011, 2012, 2013, 2014, 2015, 2016, 2017, 2018 Plan Years											TOTAL
	214	215	216	217	301	302	310	311	500	501	CASH	
	HRA WAIVER CLAIMS- WW	ANTHEM ADMIN	WAGE WORKS ADMIN	MDX MEDICAL ADMIN COMPASS	PHARMACY CLAIMS ESI	EXPRESS SCRIPTS ADMIN FEES	PHARMACY CLAIMS- CVS	CVS ADMIN	TRANSFERS TO OTHER PLAN YEAR(S)	OPERATING TRANSFER & ADJ	CASH TRANSACTIONS	
2017 Balance Forward	(118,445,923.31)	(138,732,936.68)	(12,899,892.66)	(2,729,978.49)	(1,687,614,318.99)	(51,310,145.07)	(1,077,476,257.14)	(23,063,881.61)	(110,197,550.06)	(553,686,860.27)	\$728,507,215.77	
January-18	(4,548,625.37)	(3,946,908.18)	(507,185.93)	(76,871.20)	0.00	1,434.48	(32,123,937.63)	(767,662.91)	0.00	(2,464,200.00)	\$22,261,375.72	
February-18	(3,399,760.54)	(3,931,418.42)	(398,508.00)	(77,557.55)	0.00	0.00	(32,418,820.20)	(851,048.16)	0.00	(137,100.00)	\$21,424,727.66	
March-18	(3,566,766.60)	(3,919,277.57)	(400,843.20)	(77,207.22)	0.00	0.00	(30,606,965.96)	(646,351.35)	0.00	(217,622.00)	\$29,384,745.07	
April-18	(3,027,231.03)	(3,950,333.18)	(403,693.60)	(77,153.69)	0.00	0.00	(15,770,588.79)	(838,296.12)	0.00	(1,295,893.71)	\$62,658,894.06	
May-18	(2,606,473.17)	(3,925,017.64)	(354,847.60)	(153,985.21)	0.00	0.00	(53,533,987.07)	(1,005,571.55)	0.00	(618,029.19)	(\$20,825,939.68)	
June-18	(2,488,642.99)	(3,894,421.03)	(396,223.20)	(76,667.66)	0.00	0.00	(37,334,178.03)	(639,114.06)	(13,478.00)	(312,540,092.46)	(\$334,419,685.90)	
July-18	(5,248,108.63)	(3,890,815.21)	(317,168.00)	(80,096.78)	0.00	0.00	(36,117,452.76)	(1,068,488.39)	0.00	(4,007,193.00)	\$67,945,765.32	
August-18	(3,767,316.68)	(3,851,098.53)	(359,644.00)	(75,708.38)	0.00	0.00	(38,965,888.66)	(203,166.90)	0.00	(1,608.04)	(\$11,421,934.60)	
September-18	(2,489,516.97)	(3,814,672.23)	(360,520.40)	(75,291.80)	0.00	0.00	(37,078,729.84)	(738,191.85)	0.00	(219,398.00)	\$1,045,439.32	
October-18	(2,926,382.31)	(3,876,141.20)	(403,410.80)	(76,302.51)	0.00	0.00	(40,318,392.87)	(1,218,174.54)	0.00	(598.00)	\$10,795,046.33	
November-18	(2,473,516.02)	(3,873,307.62)	(332,985.20)	0.00	0.00	0.00	(40,790,474.27)	(461,785.70)	0.00	(152,673.00)	\$790,606.29	
December-18	(2,513,176.67)	(3,879,631.36)	(376,046.40)	(152,614.03)	0.00	0.00	(40,685,359.25)	(523,718.20)	0.00	(88,787.00)	(\$7,566,163.03)	
Plan Year Transactions to Date	(157,501,440.49)	(186,485,976.85)	(17,510,968.99)	(3,726,444.53)	(1,687,614,318.99)	(51,308,710.59)	(1,512,921,032.47)	(32,025,474.36)	(110,211,028.06)	(675,430,054.67)	\$570,580,092.33	

Kentucky Employees' Health Plan – Status Report
 4th Quarter, 2019
 Attachment B – Summary
 Page B-57

2017	Combined 2010, 2011, 2012, 2013, 2014, 2015, 2016, 2017 Plan Years											
	101	102	110	120	121	130	201	202	203	204	210	213
	PREMIUMS	HRA WAWNER CONTRIBUTION	INTEREST INCOME	DRUG REBATES- ESCRIPTS	DRUG REBATES- CVS	TRANSFERS FROM OTHER PLAN YEAR(S)	MEDICAL CLAIMS HUMANA	HUMANA ADMIN FEES	HRA EMBEDDED CLAIMS HUMANA	HRA WAWNER CLAIMS HUMANA	MEDICAL CLAIMS- ANTHEM	HRA EMBEDDED CLAIMS- VAW
2016 Balance Forward	11,121,993,271.75	335,341,285.60	4,516,542.24	181,567,782.77	77,005,881.94	133,497,146.46	(5,703,823,197.68)	(388,466,729.06)	(100,987,919.45)	(213,375,087.17)	(1,779,605,042.36)	(81,800,631.70)
January-17	133,073,655.10	3,878,952.14	412,665.91	0.00	15,785,528.21	0.00	259,699.39	(702,786.77)	2,613.19	5,217.61	(80,068,444.00)	(4,572,862.90)
February-17	136,453,696.37	3,901,247.63	467,883.90	0.00	0.00	0.00	0.00	(2,034,173.91)	0.00	0.00	(82,366,759.16)	(4,739,596.25)
March-17	139,690,747.92	3,921,256.38	546,699.59	0.00	0.00	0.00	(1,237.13)	(1,254,513.18)	299.28	1,697.09	(71,413,013.64)	(5,721,567.18)
April-17	130,779,672.36	706,300.00	648,006.95	0.00	0.00	0.00	0.00	(3,779,635.99)	0.00	0.00	(67,004,707.74)	(4,576,684.50)
May-17	143,280,667.70	7,257,285.08	617,749.00	0.00	25,969,072.04	0.00	50,972.74	0.00	0.00	0.00	(90,405,556.66)	(4,634,356.68)
June-17	105,622,954.87	370,650.00	645,818.91	31,288.67	0.00	0.00	(7,003.91)	(1,034,725.52)	3,141.67	3,373.94	(75,762,072.93)	(4,280,742.27)
July-17	164,946,247.05	4,307,673.88	536,496.08	0.00	31,706,971.97	0.00	78.78	(920,251.40)	0.00	0.00	(77,254,514.14)	(3,768,862.22)
August-17	131,168,229.95	7,026,047.48	654,751.74	0.00	0.00	0.00	657,925.50	(1,708,648.01)	630.41	1,463.28	(103,433,450.99)	(3,471,334.31)
September-17	134,268,063.77	3,769,167.44	607,264.90	28,880.21	0.00	0.00	(3,546.39)	(766,572.64)	0.00	0.00	(73,744,629.12)	(2,643,903.22)
October-17	134,220,236.62	3,998,166.92	689,894.40	0.00	20,968,863.07	0.00	66,930.65	(721,011.76)	(630.41)	(1,483.28)	(98,992,754.26)	(3,023,896.10)
November-17	134,611,469.46	706,562.50	654,488.60	0.00	0.00	0.00	1,110.54	(1,130,149.60)	0.00	0.00	(77,650,464.49)	(2,760,851.85)
December-17	135,996,232.86	7,435,316.64	722,664.29	8,229.83	0.00	0.00	606,856.25	(908,048.52)	0.00	0.00	(94,654,797.15)	(2,916,861.83)
Plan Year Transactions to Date	12,746,005,145.78	382,619,811.69	11,720,926.51	181,636,181.48	171,456,317.23	133,497,146.46	(5,702,189,411.26)	(403,427,246.36)	(100,981,865.31)	(213,364,798.53)	(2,772,376,206.64)	(128,912,151.01)

Kentucky Employees' Health Plan – Status Report
 4th Quarter, 2019
 Attachment B – Summary
 Page B-58

2017	Combined 2010, 2011, 2012, 2013, 2014, 2015, 2016, 2017 Plan Years											TOTAL
	214	215	216	217	301	302	310	311	500	501	501	
	HRA WAIVER CLAIMS-WW	ANTHEM ADMIN	WAGE WORKS ADMIN	MDX MEDICAL ADMIN COMPASS	PHARMACY CLAIMS ESI	EXPRESS SCRIPTS ADMIN FEES	PHARMACY CLAIMS-CVS	CVS ADMIN	TRANSFERS TO OTHER PLAN YEAR(S)	OPERATING TRANSFEREXP & ADJ	CASH TRANSACTIONS	
2016 Balance Forward	(78,045,774.15)	(93,594,056.60)	(8,498,628.26)	(1,881,712.53)	(1,687,614,318.99)	(51,311,511.23)	(676,963,382.07)	(14,282,377.59)	(110,197,550.06)	(149,360,679.25)	\$714,113,312.61	
January-17	(4,402,306.92)	(3,891,981.16)	(359,869.80)	(77,830.50)	0.00	0.00	(30,318,606.27)	(776,167.18)	0.00	(8,623,650.33)	\$19,623,825.72	
February-17	(3,451,825.38)	(3,890,944.27)	(441,307.40)	(77,581.40)	0.00	0.00	(31,755,701.22)	(959,695.23)	0.00	(6,964.00)	\$11,096,279.68	
March-17	(3,708,864.49)	(3,859,788.25)	(398,030.60)	(77,540.59)	0.00	1,014.99	(29,510,648.10)	(709,018.88)	0.00	(3,558.00)	\$27,503,915.21	
April-17	(2,949,200.47)	(3,846,996.12)	(400,886.60)	(77,412.86)	0.00	0.00	(31,652,176.61)	(616,631.23)	0.00	(1,240,430.00)	\$15,986,217.19	
May-17	(2,677,018.94)	(3,851,038.00)	(312,121.00)	(77,303.15)	0.00	351.17	(33,665,125.74)	(263,217.10)	0.00	(563,894.00)	\$40,736,466.46	
June-17	(2,703,120.69)	(3,873,626.03)	(348,462.20)	(77,067.30)	0.00	0.00	(34,765,577.83)	(1,104,474.17)	0.00	(187,595,010.95)	(\$204,894,655.74)	
July-17	(4,796,663.06)	(3,816,613.61)	(349,386.20)	0.00	0.00	0.00	(32,038,087.70)	(488,997.99)	0.00	(3,652,963.02)	\$74,411,128.42	
August-17	(3,890,205.25)	(3,834,288.41)	(385,466.60)	(152,990.33)	0.00	0.00	(35,635,363.47)	(915,075.06)	0.00	889.00	(\$13,916,895.07)	
September-17	(2,687,188.65)	(3,768,661.41)	(44,189.00)	0.00	0.00	0.00	(34,308,382.45)	(95,899.20)	0.00	(158.00)	\$20,610,266.24	
October-17	(3,152,817.01)	(3,824,237.37)	(731,827.00)	(75,754.49)	0.00	0.00	(34,151,712.29)	(955,143.03)	0.00	(2,464,200.00)	\$11,850,624.66	
November-17	(2,635,165.27)	(3,855,844.97)	(261,847.00)	(76,860.07)	0.00	0.00	(36,310,686.57)	(1,250,554.10)	0.00	(186,231.72)	\$9,854,995.46	
December-17	(3,345,793.03)	(3,824,850.48)	(367,841.00)	(76,925.26)	0.00	0.00	(36,400,806.82)	(646,630.85)	0.00	(10.00)	\$1,626,734.93	
Plan Year Transactions to Date	(118,445,923.31)	(139,732,936.68)	(12,899,882.66)	(2,728,976.48)	(1,687,614,318.99)	(51,310,145.07)	(1,077,476,257.14)	(23,063,881.61)	(110,197,550.06)	(353,686,860.27)	\$728,507,215.77	

Kentucky Employees' Health Plan – Status Report
 4th Quarter, 2019
 Attachment B – Summary
 Page B-59

2016	Combined 2010, 2011, 2012, 2013, 2014, 2015, 2016 Plan Years										
	101	102	110	120	121	130	201	202	203	204	210
	PREMIUMS	HRA WAIVER CONTRIBUTION	INTEREST INCOME	DRUG REBATES- ESCRIPTS	DRUG REBATES- CVS	TRANSFERS FROM OTHER PLAN YEARS	MEDICAL CLAIMS HUMANA	HUMANA ADMIN FEES	HRA EMBEDDED CLAIMS HUMANA	HRA WAIVER CLAIMS HUMANA	MEDICAL CLAIMS- ANTHEM
2015 Balance Forward	9,490,816,324.17	284,814,378.66	1,586,561.64	181,567,782.77	13,759,520.29	133,497,146.46	(5,706,141,104.98)	(376,025,217.73)	(101,066,873.41)	(213,412,905.53)	(813,836,997.58)
January-16	135,657,461.38	3,740,609.65	115,082.57	0.00	14,922,632.55	0.00	3,511,521.19	(1,540,291.88)	86,089.10	87,216.69	(69,499,595.36)
February-16	134,952,318.39	3,931,280.16	172,712.56	0.00	0.00	0.00	6,745.12	(985,005.34)	0.00	(1,582.85)	(62,379,231.42)
March-16	142,174,351.19	7,227,392.13	208,858.86	0.00	0.00	0.00	(1,022,988.99)	(717,076.34)	0.00	0.00	(87,437,473.59)
April-16	134,883,195.14	4,006,700.08	260,043.71	0.00	14,823,883.88	0.00	(1,503,353.34)	0.00	0.00	0.00	(67,516,286.77)
May-16	131,979,950.39	3,992,186.55	204,247.08	0.00	0.00	0.00	(227,467.07)	(3,303,133.02)	0.00	525.45	(69,938,419.14)
June-16	116,181,138.89	3,626,513.99	234,632.50	0.00	0.00	0.00	(573,331.71)	0.00	0.00	0.00	(86,323,838.17)
July-16	159,709,809.20	1,070,656.34	256,851.26	0.00	10,885,902.42	0.00	39,882.86	(1,220,069.11)	(978.24)	(11,092.28)	(80,776,430.97)
August-16	133,905,187.73	7,032,550.31	273,275.23	0.00	0.00	0.00	1,454,620.60	(2,031,482.14)	(1,389.17)	(14,719.02)	(99,242,734.98)
September-16	137,584,818.27	707,525.00	273,363.50	0.00	0.00	0.00	249,636.96	(129.65)	0.00	(351.68)	(78,397,184.36)
October-16	132,475,240.90	7,063,072.82	267,369.52	0.00	22,613,932.80	0.00	187,268.77	(708,229.47)	(355.77)	173.67	(78,051,962.90)
November-16	132,461,644.50	4,042,261.39	330,331.36	0.00	0.00	0.00	204,670.52	(1,091,492.43)	0.00	0.00	(98,874,135.28)
December-16	139,109,831.60	4,066,158.52	333,212.45	0.00	0.00	0.00	(9,307.61)	(844,601.95)	(4,391.96)	(22,351.62)	(87,330,747.84)
Plan Year Transactions to Date	11,121,993,271.75	335,341,285.60	4,516,542.24	181,587,782.77	77,005,881.94	133,497,146.46	(5,703,823,197.68)	(388,466,729.06)	(100,987,919.45)	(213,375,087.17)	(1,779,605,042.36)

Kentucky Employees' Health Plan – Status Report
 4th Quarter, 2019
 Attachment B – Summary
 Page B-60

2016	Combined 2010, 2011, 2012, 2013, 2014, 2015, 2016 Plan Years												TOTAL
	213	214	215	216	217	301	302	310	311	500	501	CASH TRANSACTIONS	
	HRA EMBEDDED CLAIMS- WW	HRA WAWER CLAIMS- WW	ANTHEM ADMIN	WAGE WORKS ADMIN	MDX MEDICAL ADMIN COMPASS	PHARMACY CLAIMS ESI	EXPRESS SCRIPTS ADMIN FEES	PHARMACY CLAIMS- CVS	CVS ADMIN	TRANSFERS TO OTHER PLAN YEARS	OPERATING TRANSFERP & ADJ		
2015 Balance Forward	(38,483,138.06)	(37,530,064.24)	(47,066,553.40)	(3,882,571.10)	(944,432.44)	(1,687,629,190.60)	(51,324,514.93)	(314,917,026.70)	(6,856,444.88)	(110,197,550.06)	(65,415,687.10)	\$531,371,411.23	
January-16	(4,024,890.41)	(4,203,261.19)	(3,921,065.38)	(535,819.39)	(78,776.55)	3,978.63	12,763.70	(24,794,354.38)	(575,378.67)	0.00	(9,894,814.00)	\$39,269,068.25	
February-16	(4,723,464.06)	(3,682,447.36)	(3,916,911.64)	(402,051.40)	(78,598.81)	0.00	0.00	(25,646,865.12)	(469,251.22)	0.00	(1,500,010.00)	\$35,297,619.01	
March-16	(5,444,695.03)	(3,554,358.20)	(3,913,596.04)	(340,661.40)	(78,461.73)	0.00	0.00	(28,083,311.86)	(848,365.27)	0.00	(750,000.00)	\$19,019,623.73	
April-16	(4,624,768.31)	(3,276,405.11)	(3,959,976.04)	(14,229.00)	(79,166.10)	0.00	0.00	(28,884,175.50)	(975,290.72)	0.00	(2,276,805.00)	\$40,863,376.92	
May-16	(4,239,390.85)	(2,664,801.28)	(3,904,817.14)	(373,782.60)	(78,146.91)	0.00	0.00	(28,483,531.72)	(801,934.10)	0.00	(98.83)	\$22,161,386.81	
June-16	(3,856,574.07)	(2,546,877.12)	(3,884,975.56)	(15,144.60)	0.00	10,882.98	240.00	(31,462,853.16)	(226,664.70)	0.00	(64,247,485.00)	(\$73,084,345.73)	
July-16	(3,335,228.79)	(4,710,065.41)	(3,851,515.77)	(384,875.54)	(159,082.54)	0.00	0.00	(30,246,914.98)	(765,180.80)	0.00	(3,697,408.00)	\$42,802,269.65	
August-16	(3,161,942.54)	(3,964,513.01)	(3,839,259.34)	(981,349.00)	(76,944.87)	0.00	0.00	(32,430,653.86)	144,008.22	0.00	702,602.00	(\$2,231,743.84)	
September-16	(2,480,667.36)	(2,868,054.57)	(3,753,544.88)	(320,686.20)	0.00	0.00	0.00	(32,511,701.31)	(736,098.36)	0.00	1,327,786.20	\$19,074,691.56	
October-16	(2,483,322.01)	(2,833,699.88)	(3,895,141.14)	(382,826.60)	(153,515.03)	0.00	0.00	(31,764,086.52)	(332,960.95)	0.00	(1,385,322.00)	\$40,654,636.41	
November-16	(2,453,168.84)	(2,800,066.64)	(3,845,261.12)	(363,856.60)	(77,293.61)	0.00	0.00	(35,192,589.60)	(1,201,767.28)	0.00	(2,270,463.00)	(\$11,131,210.63)	
December-16	(2,489,351.35)	(3,031,080.34)	(3,849,428.15)	(480,774.83)	(77,325.94)	0.00	0.00	(34,543,317.36)	(637,028.96)	0.00	(152,954.52)	\$10,046,529.24	
Plan Year Transactions to Date	(81,800,631.70)	(78,045,774.15)	(93,594,056.60)	(6,488,628.26)	(1,881,712.53)	(1,667,614,318.99)	(51,311,511.23)	(676,963,382.07)	(14,282,377.59)	(110,197,550.06)	(149,360,679.25)	\$714,113,312.61	

Kentucky Employees' Health Plan – Status Report
 4th Quarter, 2019
 Attachment B – Summary
 Page B-61

		Combined 2010, 2011, 2012, 2013, 2014, 2015 Plan Years												
2015		101	102	110	120	121	130	201	202	203	204	210	213	214
		PREMIUMS	HRA/WAIVER CONTRIBUTION	INTEREST INCOME	DRUG REBATES-ESCRIBTS	DRUG REBATES-CVS	TRANSFERS FROM OTHER PLAN YEAR(S)	MEDICAL CLAIMS HUMANA	HUMANA ADMIN FEES	HRA EMBEDDED CLAIMS HUMANA	HRA/WAIVER CLAIMS HUMANA	MEDICAL CLAIMS-ANTHEM	HRA EMBEDDED CLAIMS-VWV	HRA/WAIVER CLAIMS-VWV
2014 Balance Forward		7,870,283,205.52	240,585,973.08	1,063,231.95	154,710,399.98	0.00	133,487,146.46	(5,603,473,871.22)	(965,122,384.41)	(100,221,318.72)	(212,148,048.06)	0.00	0.00	0.00
January-15		123,786,260.62	3,880,127.51	19,441.01	0.00	0.00	0.00	(68,958,417.90)	(6,192,926.14)	(878,478.67)	(1,309,943.81)	(7,685,762.08)	(3,028,790.37)	(2,361,689.95)
February-15		134,978,022.98	3,930,978.31	21,037.78	0.00	0.00	0.00	(19,156,917.03)	(384,596.22)	0.00	0.00	(43,057,940.71)	(3,950,616.71)	(3,059,706.53)
March-15		139,170,213.88	3,993,551.38	27,798.95	12,767,269.43	0.00	0.00	(7,220,032.33)	6,236,470.16	0.00	0.00	(64,752,917.87)	(4,471,821.25)	(3,324,616.59)
April-15		137,984,924.07	3,991,751.00	37,364.11	0.00	0.00	0.00	(2,124,870.81)	(1,839,864.56)	(500.00)	(1,961.56)	(60,783,600.79)	(4,245,253.39)	(3,529,831.20)
May-15		131,824,800.22	3,969,023.15	38,716.88	0.00	0.00	0.00	(4,683,037.71)	(2,156,897.92)	24,863.71	50,346.13	(69,616,432.82)	(3,297,858.50)	(2,337,635.15)
June-15		115,109,893.52	3,581,685.30	39,943.96	13,599,350.87	0.00	0.00	(749,126.70)	(1,146,046.22)	0.00	0.00	(83,157,135.69)	(3,685,576.02)	(2,682,417.36)
July-15		166,369,221.55	1,112,300.00	39,491.74	6,503,684.52	0.00	0.00	3,096,190.17	(1,061,007.52)	(116.19)	(8,501.89)	(73,728,113.30)	(3,172,416.22)	(4,652,118.16)
August-15		124,046,137.62	3,875,494.86	42,377.09	(6,503,684.52)	6,503,684.52	0.00	(652,624.74)	(701,768.15)	9,167.78	11,585.60	(72,590,112.97)	(2,712,264.96)	(3,422,892.52)
September-15		139,886,507.49	3,813,771.33	42,253.87	407,014.02	0.00	0.00	(2,384,964.27)	(959,802.46)	132.84	532.89	(87,069,728.90)	(2,508,885.24)	(3,035,824.73)
October-15		135,588,768.18	7,011,200.00	46,220.89	0.00	7,255,835.77	0.00	(216,777.93)	(90,098.00)	(739.27)	(6,879.24)	(75,237,540.61)	(2,535,507.98)	(2,979,022.61)
November-15		132,522,799.38	4,045,162.26	51,630.72	0.00	0.00	0.00	423,479.65	(1,762,834.30)	0.00	(34.60)	(77,142,448.67)	(2,174,151.02)	(2,646,704.40)
December-15		139,347,569.04	1,023,160.48	117,052.69	83,738.47	0.00	0.00	(40,134.15)	(863,391.97)	15.11	0.00	(96,015,263.17)	(2,700,006.42)	(3,498,235.04)
Plan Year Transactions to Date		9,490,918,324.17	284,814,376.66	1,586,551.64	181,567,762.77	13,759,520.29	133,497,146.46	(6,706,141,104.98)	(376,025,217.73)	(101,068,873.41)	(213,412,905.53)	(613,836,997.56)	(36,483,138.08)	(37,530,094.24)

Kentucky Employees' Health Plan – Status Report
 4th Quarter, 2019
 Attachment B – Summary
 Page B-62

2015	Combined 2010, 2011, 2012, 2013, 2014, 2015 Plan Years											TOTAL
	215	216	217	301	302	310	311	500	501	CASH		
	ANTHEM ADMIN	WAGE WORKS ADMIN	MDX MEDICAL ADMIN COMPASS	PHARMACY CLAIMS	EXPRESS SCRIPTS ADMIN FEES	PHARMACY CLAIMS-CVS	CVS ADMIN	TRANSFERS TO OTHER PLAN YEAR(S)	OPERATING TRANSFER/EXP & ADJ	TRANSACTIONS		
2014 Balance Forward	0.00	0.00	0.00	(1,683,718,040.54)	(50,113,172.23)	0.00	0.00	(110,197,550.06)	52,140,301.86	\$327,285,873.61		
January-15	(3,959,780.88)	0.00	0.00	(3,710,202.64)	(891,142.14)	(16,505,691.92)	(185,060.30)	0.00	(15,561,070.00)	(\$3,523,117.66)		
February-15	(3,946,779.34)	(264,723.20)	(159,164.83)	(99,449.59)	(416,588.66)	(21,010,298.92)	(223,802.65)	0.00	(500,015.00)	\$42,719,469.68		
March-15	(3,957,323.04)	(188,966.23)	(79,536.04)	(144,504.55)	(405.31)	(20,689,650.10)	(624,094.55)	0.00	(750,000.00)	\$55,992,036.04		
April-15	(3,958,477.47)	(46,345.88)	(79,362.20)	(1,691.90)	(393.14)	(26,962,391.65)	(1,029,240.79)	0.00	(2,706,500.00)	\$34,713,753.84		
May-15	(3,949,071.24)	(918,231.40)	(79,197.37)	0.00	(415.40)	(18,393,023.25)	(502,386.25)	0.00	0.00	\$29,973,862.06		
June-15	(3,932,177.66)	13,107.40	(78,937.14)	0.00	97,603.24	(34,303,655.47)	(728,195.28)	0.00	(92,513,792.00)	(\$90,535,265.29)		
July-15	(3,913,982.92)	(759,292.20)	(78,330.29)	0.00	(1.29)	(28,060,121.93)	(430,348.63)	0.00	(3,530,600.00)	\$57,725,937.44		
August-15	(3,877,037.48)	(336,079.59)	(77,797.11)	0.00	0.00	(27,477,313.62)	(468,890.34)	0.00	749,995.00	\$16,417,976.47		
September-15	(3,852,332.21)	(340,823.80)	(77,218.35)	0.00	0.00	(30,014,343.43)	(724,792.52)	0.00	750,000.00	\$13,911,396.51		
October-15	(3,896,211.90)	(343,363.40)	(78,313.33)	44,696.62	0.00	(29,707,240.25)	(558,640.95)	0.00	(2,966,494.00)	\$31,539,893.99		
November-15	(3,946,021.63)	(352,578.20)	(78,315.98)	0.00	0.00	(30,261,845.32)	(637,453.34)	0.00	(199,697.00)	\$17,640,987.55		
December-15	(3,909,957.63)	(355,274.60)	(78,259.80)	0.00	0.00	(31,531,450.84)	(743,539.28)	0.00	(327,815.96)	(\$2,491,393.07)		
Plan Year Transactions to Date	(47,098,553.40)	(3,862,571.10)	(944,432.44)	(1,687,629,190.60)	(51,324,514.93)	(314,917,026.70)	(6,856,444.88)	(110,197,550.06)	(65,415,687.10)	\$531,371,411.23		

Kentucky Employees' Health Plan – Status Report
 4th Quarter, 2019
 Attachment B – Summary
 Page B-63

2014	Combined 2006, 2007, 2008, 2009, 2010, 2011, 2012, 2013, 2014 Plan Years													TOTAL
	101	102	110	120	130	201	202	203	204	301	302	500	501	
	PREMIUMS	HRAWAIVER CONTRIBUTION	INTEREST INCOME	DRUG REBATES	TRANSFERS FROM OTHER PLAN (NET)	MEDICAL CLAIMS	HUMANIA ADMIN FEES	HRA SELECT CLAIMS	HRAWAIVER CLAIMS	PHARMACY CLAIMS	EXPRESS SCRIPTS ADMIN FEES	TRANSFERS TO OTHER PLAN (NET)	OPERATING TRANSFERRES & ADJ	
2013 Balance Forward	11,132,658,611.79	361,082,400.22	25,978,814.87	216,646,789.23	121,118,824.35	(8,071,085,320.63)	(513,378,048.63)	(83,471,333.42)	(313,942,898.23)	(2,443,804,689.42)	(73,787,290.14)	(121,118,824.35)	(79,877,138.29)	\$158,410,885.35
January-14	132,686,403.17	3,794,012.36	13,609.78	0.00	0.00	(99,617,847.70)	(6,883,984.84)	(3,359,807.53)	(4,338,146.34)	(25,408,840.95)	(1,385,594.84)	0.00	(1,886,900.00)	(66,374,696.99)
February-14	137,088,806.52	3,859,916.28	17,042.70	9,799,339.70	0.00	(74,241,773.65)	(6,283,205.86)	(3,836,373.91)	(3,779,781.56)	(20,167,744.39)	(941,873.27)	0.00	28,034,679.96	\$70,568,032.52
March-14	135,626,389.02	3,895,292.96	19,406.39	0.00	0.00	(78,904,183.37)	(6,501,743.25)	(4,122,325.44)	(4,275,247.67)	(22,934,642.86)	(859,811.00)	0.00	13,386,046.88	\$35,311,171.66
April-14	132,244,914.63	3,936,236.96	17,206.22	0.00	0.00	(92,244,288.05)	(6,939,043.21)	(3,854,834.75)	(4,183,085.55)	(28,991,696.58)	(1,003,745.39)	0.00	12,057,271.62	\$10,939,135.90
May-14	134,951,178.38	3,912,530.54	17,801.57	0.00	0.00	(81,139,076.52)	(6,605,291.51)	(3,305,133.24)	(3,342,775.02)	(23,818,972.77)	(780,803.54)	0.00	13,309,287.96	\$33,216,546.85
June-14	119,487,539.19	3,528,162.10	12,371.37	10,438,573.29	0.00	(82,838,897.04)	(6,643,971.43)	(3,056,556.57)	(3,377,036.00)	(26,343,591.83)	(1,252,339.56)	0.00	13,369,012.05	\$23,322,265.57
July-14	138,027,477.95	4,208,722.59	10,552.98	0.00	110,463,130.17	(93,289,066.71)	(6,143,204.50)	(3,079,186.22)	(3,772,194.51)	(32,031,910.93)	(834,879.33)	(110,463,130.17)	(3,244,001.46)	(527,802.74)
August-14	148,578,437.34	3,769,839.46	18,361.96	328,948.02	(209,865.70)	(90,628,308.64)	(6,678,056.17)	(2,495,572.15)	(2,980,739.43)	(25,091,358.36)	(932,419.66)	209,865.70	830,670.00	\$24,737,963.37
September-14	129,714,724.19	3,714,683.48	22,838.57	10,974,642.57	(54,222.39)	(97,231,783.27)	(6,882,366.44)	(2,435,889.89)	(2,754,342.94)	(32,370,296.06)	(872,577.21)	54,222.38	950,000.00	\$2,828,913.00
October-14	134,700,273.21	3,910,919.84	27,049.63	0.00	(1,392.03)	(107,357,986.83)	(6,489,201.18)	(2,236,540.89)	(2,872,395.30)	(27,282,670.34)	(1,124,737.87)	1,392.03	(1,772,100.00)	(\$10,507,486.82)
November-14	127,860,832.20	3,969,669.95	21,135.21	11,848,160.73	0.00	(91,196,731.51)	(6,485,355.15)	(1,832,367.83)	(2,595,596.16)	(27,079,390.63)	(964,572.88)	0.00	349,995.00	\$13,815,678.93
December-14	134,306,561.17	4,010,478.67	28,880.86	0.00	0.00	(111,137,528.17)	(8,445,223.76)	(3,582,037.04)	(3,914,652.51)	(35,951,335.53)	(968,823.88)	0.00	(1,154,000.00)	(\$26,738,678.99)
Trust Cash Transactions to Date	407,622,765.41	259,833,434.54	26,104,972.11	259,833,434.54	231,316,374.41	(8,170,922,792.19)	(956,858,716.93)	(119,774,370.87)	(956,078,892.22)	(2,771,186,920.65)	(85,840,588.47)	(231,316,374.41)	(4,646,178.28)	\$327,265,873.61
Adjustments														\$0.00
Transactions to Date	12,738,033,159.16	407,622,765.41	26,104,972.11	259,833,434.54	231,316,374.41	(8,170,922,792.19)	(956,858,716.93)	(119,774,370.87)	(956,078,892.22)	(2,771,186,920.65)	(85,840,588.47)	(231,316,374.41)	(4,646,178.28)	\$327,265,873.61

Kentucky Employees' Health Plan – Status Report
4th Quarter, 2019
Attachment B – Summary
Page B-64

2013	Combined 2006, 2007, 2008, 2009, 2010, 2011, 2012, 2013 Plan Years													TOTAL CASH TRANSACTIONS
	101 PREMIUMS	102 HRA/WALKER CONTRIBUTION	110 INTEREST/INCOME	120 DRUG REBATES	130 TRANSFERS FROM OTHER PLAN	201 MEDICAL CLAIMS	202 HUMANIA ADMIN FEES	203 HRA SELECT CLAIMS	204 HRA/WALKER CLAIMS	301 PHARMACY CLAIMS	302 EXPRESS SCRIPTS ADMIN FEES	500 TRANSFERS TO OTHER PLAN	501 OPERATING TRANSFER/EXP & ADJ	
2012 Balance Forward	9,531,556,855.83	314,881,499.03	25,653,759.73	181,416,030.35	121,118,824.35	(6,888,434,178.20)	(441,782,266.35)	(66,030,652.47)	(271,378,092.89)	(2,100,993,804.23)	(65,650,746.25)	(121,118,824.35)	(80,174,073.09)	\$199,463,730.63
January-13	134,561,322.75	3,805,592.88	18,505.33	0.00	0.00	(101,716,615.70)	(5,813,983.54)	(1,898,881.51)	(4,457,460.57)	(31,449,370.43)	(884,780.22)	0.00	(2,137,959.29)	(89,673,570.30)
February-13	135,448,133.55	3,895,010.30	20,978.26	0.00	0.00	(94,241,895.32)	(6,026,866.00)	(1,759,374.95)	(3,910,163.80)	(26,367,793.11)	(751,368.83)	0.00	5,778,266.70	\$9,886,926.60
March-13	131,452,132.87	3,894,455.42	20,279.91	0.00	0.00	(98,154,099.93)	(6,270,924.35)	(2,129,435.81)	(4,693,508.60)	(26,541,297.99)	(799,134.82)	0.00	5,755,543.08	\$12,604,009.78
April-13	132,577,234.56	3,919,502.90	27,329.57	8,588,953.09	0.00	(103,346,741.97)	(6,025,696.64)	(2,059,893.81)	(4,930,547.39)	(32,742,314.31)	(844,530.01)	0.00	2,941,084.90	(\$1,895,608.91)
May-13	136,896,855.22	4,164,015.88	19,495.34	0.00	0.00	(97,570,286.18)	(6,020,841.29)	(1,551,623.02)	(3,564,261.78)	(25,098,673.91)	(795,523.40)	0.00	5,731,422.62	\$16,303,032.53
June-13	118,633,393.92	3,295,151.23	16,406.53	9,426,572.60	0.00	(62,757,188.63)	(5,807,157.33)	(1,335,917.15)	(3,351,004.44)	(26,726,681.92)	(912,246.62)	0.00	5,721,704.14	\$15,369,262.35
July-13	150,891,584.68	4,169,930.69	16,396.66	0.00	0.00	(103,851,362.65)	(6,188,854.87)	(1,494,460.27)	(3,869,654.96)	(32,293,321.46)	(865,018.07)	0.00	8,673,443.42	(\$6,946,045.21)
August-13	133,238,985.17	3,763,276.15	19,157.21	0.00	0.00	(107,118,868.96)	(5,970,107.62)	(1,141,975.38)	(3,044,892.95)	(25,877,647.84)	(812,881.09)	0.00	0.00	
September-13	131,140,562.40	3,710,447.46	21,520.10	8,718,836.54	0.00	(89,801,560.09)	(11,600,006.46)	(957,766.76)	(2,550,766.82)	(26,214,204.14)	(712,625.11)	0.00	(33,205.50)	\$11,720,410.63
October-13	132,680,349.20	3,818,531.80	17,963.94	0.00	0.00	(108,623,995.95)	(554,095.62)	(1,119,205.79)	(2,868,040.02)	(34,274,327.51)	(726,038.43)	0.00	(2,117,590.79)	(\$13,794,968.17)
November-13	130,274,993.03	3,813,602.82	12,192.43	8,496,374.45	0.00	(101,961,081.32)	(5,781,719.52)	(918,465.10)	(2,792,375.11)	(27,228,157.16)	(127,275.23)	0.00	0.00	\$3,786,059.27
December-13	135,296,644.61	3,850,383.66	15,468.86	0.00	0.00	(103,516,445.74)	(6,034,339.51)	(1,073,846.60)	(2,534,619.90)	(28,227,075.37)	(534,922.06)	0.00	(30,015,854.88)	(\$32,774,402.93)
Transactions to	11,132,659,611.79	361,062,400.22	25,978,814.87	216,646,769.23	121,118,824.35	(8,071,066,320.63)	(513,878,049.83)	(83,471,333.42)	(313,942,899.23)	(2,443,804,689.42)	(73,787,290.14)	(121,118,824.35)	(78,877,186.29)	\$156,410,895.35
Adjustments														\$0.00
Total Adjusted Transactions to Date	11,132,659,611.79	361,062,400.22	25,978,814.87	216,646,769.23	121,118,824.35	(8,071,066,320.63)	(513,878,049.83)	(83,471,333.42)	(313,942,899.23)	(2,443,804,689.42)	(73,787,290.14)	(121,118,824.35)	(78,877,186.29)	\$156,410,895.35

501 The July balance of \$8,673,443.42 includes an ERFP funds transfer from the 2512 fund to the 2500 fund in the amount of \$11,418,813.42.
501 The December balance of (30,015,854.88) includes an ERFP funds transfer from the 2500 fund to the 2512 fund in the amount of \$30,015,849.88.
130 Per HB 265 plan year balances for 2006, 2007, 2008, and 2009 as of December 31, 2011, and all subsequent balances from those plan years were transferred to Plan Year 2010.
500 HB 265 plan year transfers

Kentucky Employees' Health Plan – Status Report
 4th Quarter, 2019
 Attachment B – Summary
 Page B-65

Combined 2006, 2007, 2008, 2009, 2010, 2011, 2012 Plan Years														
2012	101	102	110	120	130	201	202	203	204	301	302	500	501	TOTAL
	PREMIUMS	HRAWAIVER CONTRIBUTION	INTEREST/INCOME	DRUG REBATES	OTHER PLAN	MEDICAL CLAIMS	HUMANW. ADMIN FEES	PHYSICIAN CLAIMS	HRAWAIVER CLAIMS	PHARMACY CLAIMS	ADMIN FEES	OTHER PLAN	TRANSFER/P&OL	CASH TRANSACTIONS
2011 Balance Forward	7,930,833,516.66	267,079,027.44	25,338,881.16	149,397,142.33	97,819,227.95	(5,709,844,176.67)	(393,335,633.51)	(49,763,066.33)	(229,495,672.41)	(1,733,291,506.16)	(56,490,664.75)	(97,819,227.95)	(70,747,099.86)	\$133,776,651.90
January-12	134,359,816.71	4,060,022.91	3,114.85	0.00	0.00	(93,012,006.46)	(5,625,892.95)	(1,616,819.80)	(4,328,933.62)	(32,864,666.57)	(916,884.66)	0.00	(1,681,309.12)	(\$1,624,125.71)
February-12	133,831,116.77	4,100,115.82	10,106.73	0.00	0.00	(102,024,607.71)	(6,277,459.61)	(1,581,725.59)	(4,024,450.62)	(19,715,567.61)	(786,179.91)	0.00	(650,000.00)	\$2,901,326.27
March-12	135,780,512.95	4,049,623.20	2,763.10	8,265,710.96	0.00	(60,097,721.87)	(5,994,732.56)	(1,912,341.77)	(4,464,402.85)	(33,220,338.62)	(888,082.89)	0.00	(400,000.00)	\$9,172,129.35
April-12	121,024,882.64	3,947,101.33	13,194.60	0.00	0.00	(101,890,879.51)	(6,046,635.37)	(1,734,697.60)	(4,163,249.56)	(26,055,949.70)	(750,864.72)	0.00	(2,579,300.00)	(\$18,236,497.89)
May-12	131,228,266.78	4,051,460.97	116,962.98	0.00	0.00	(97,238,674.30)	(6,067,589.74)	(1,574,897.36)	(3,598,198.82)	(32,737,838.73)	(625,946.00)	0.00	0.00	(\$5,457,422.22)
June-12	123,685,190.46	2,160,377.56	24,864.41	7,711,686.20	22,721,776.75	(95,724,960.94)	(6,069,373.82)	(1,404,855.49)	(3,733,969.81)	(27,170,861.59)	(243,128.09)	(22,721,776.75)	(300,000.00)	(\$1,065,031.10)
July-12	158,805,426.96	2,552,010.48	24,144.64	0.00	384,837.81	(105,445,394.78)	(5,770,981.74)	(1,448,117.59)	(3,962,814.05)	(33,229,655.54)	(1,127,148.75)	(364,837.81)	(2,075,000.00)	\$8,332,466.64
August-12	134,739,317.38	3,939,126.10	28,384.88	0.00	212,573.26	(106,955,148.48)	(5,908,046.80)	(870,840.82)	(3,195,675.33)	(26,268,654.85)	(843,436.86)	(212,573.26)	800,000.00	(\$4,676,137.17)
September-12	73,632,694.32	3,905,917.68	20,677.07	8,040,437.96	408.58	(64,803,011.00)	(6,296,582.51)	(670,840.82)	(2,393,699.06)	(26,421,456.75)	(593,559.85)	(409.59)	(115,000.00)	(\$35,697,403.06)
October-12	189,639,264.02	7,029,503.50	21,216.67	0.00	0.00	(107,439,419.92)	(5,762,839.68)	(1,031,776.76)	(2,784,015.64)	(33,495,540.48)	(724,952.91)	0.00	(2,082,855.54)	\$43,387,545.26
November-12	132,132,212.17	3,691,012.66	27,630.70	0.00	0.00	(104,811,752.26)	(5,775,468.47)	(970,701.46)	(2,726,951.19)	(26,386,348.69)	0.00	0.00	(290,104.00)	(\$4,810,470.34)
December-12	131,764,530.01	3,886,989.18	22,017.84	7,940,052.90	0.00	(86,152,034.30)	(6,626,289.82)	(930,820.70)	(2,516,409.93)	(29,735,287.65)	(1,648,865.66)	0.00	(43,165.17)	\$16,057,696.70
Trust Cash Transactions to Date	9,531,556,855.83	314,881,498.03	25,653,793.73	181,416,030.35	121,118,824.35	(6,888,434,178.20)	(44,178,896.58)	(66,030,652.47)	(271,378,092.89)	(2,100,593,804.23)	(65,650,746.25)	(121,118,824.35)	(80,174,073.69)	\$139,463,730.63
Adjustments	0.00													
Total Adjusted Transactions to	9,531,556,855.83	314,881,498.03	25,653,793.73	181,416,030.35	121,118,824.35	(6,888,434,178.20)	(44,178,896.58)	(66,030,652.47)	(271,378,092.89)	(2,100,593,804.23)	(65,650,746.25)	(121,118,824.35)	(80,174,073.69)	\$139,463,730.63

130 Per HB 265 plan year balances for 2006, 2007, 2008, and 2009 as of December 31, 2011, and all subsequent balances from those plan years were transferred to Plan Year 2010.
 500 HB 265 plan year transfers
 1 Please note that the August 2012 KDE health insurance premium payment of \$52,467,299.39 one would expect to see included in the September 2012 premiums was not submitted in eMARS until October 2012.
 If this payment had been included in the September 2012 health insurance premiums the 2012 plan year ending balance would have been positive \$33,599,492.47.

Kentucky Employees' Health Plan – Status Report
 4th Quarter, 2019
 Attachment B – Summary
 Page B-66

2011	Combined 2006, 2007, 2008, 2009, 2010, 2011 Plan Years													TOTAL
	101	102	110	120	130	201	202	203	204	301	302	500	501	
	PREMIUMS	HRAWAIVER CONTRIBUTION	INTEREST INCOME	DRUG REBATES	OTHER PLAN YEARS(S)	MEDICAL CLAIMS	HUMANIA ADMIN FEES	HRA/SELECT CLAIMS	HRA/MAJOR CLAIMS	PHARMACY CLAIMS	EXPENSES/SCRIPTS ADMIN FEES	OTHER PLAN YEARS(S)	OPERATING TRANSFER/EXP & ADJ	CASH TRANSACTIONS
2010 Balance Forward	6,341,243.915.56	218,880,760.35	25,048,800.77	119,377,840.18	97,819,227.95	(4,593,357,113.98)	(298,022,918.53)	(33,377,801.34)	(186,653,915.30)	(1,417,844,038.61)	(46,101,866.03)	(97,819,227.95)	(61,181,456.71)	\$68,393,377.36
January-11	104,584,502.27	4,150,040.84	21,176.19	0.00	0.00	(75,999,263.51)	(6,247,427.64)	(1,638,566.78)	(4,777,390.11)	(25,399,397.99)	(971,875.51)	0.00	(1,506,150.00)	(\$1,794,250.25)
February-11	134,884,734.96	742,108.00	30,955.07	7,319,750.55	0.00	(80,774,396.21)	(5,708,278.82)	(1,506,892.34)	(3,900,833.10)	(24,031,689.18)	(1,018,114.64)	0.00	0.00	\$26,036,547.29
March-11	215,970,657.90	7,560,521.66	13,833.95	0.00	0.00	(104,449,207.46)	(5,804,744.75)	(2,053,495.76)	(5,161,703.53)	(31,809,425.67)	(711,618.54)	0.00	0.00	\$73,554,817.80
April-11	57,773,173.95	377,390.86	26,046.76	0.00	0.00	(87,232,875.89)	(5,942,857.59)	(1,865,496.51)	(4,155,235.80)	(24,906,293.57)	(825,034.49)	0.00	(1,475,000.00)	(\$68,046,185.28)
May-11	148,899,494.25	6,828,465.22	32,466.25	0.00	0.00	(82,403,747.19)	(5,985,254.14)	(1,689,645.13)	(3,353,570.33)	(30,442,527.33)	(936,973.70)	0.00	(1,960,000.00)	\$19,877,702.90
June-11	135,165,256.75	4,147,240.50	92,986.05	6,603,163.56	0.00	(98,154,069.14)	(6,148,364.56)	(1,332,730.89)	(4,231,886.59)	(25,443,584.48)	(657,735.45)	0.00	(2,362,825.00)	\$6,807,381.77
July-11	129,467,603.18	4,055,816.00	0.00	0.00	0.00	(92,105,282.62)	(5,691,468.70)	(1,288,772.73)	(3,558,196.47)	(25,072,915.56)	(1,054,058.11)	0.00	(1,448,700.00)	\$3,306,328.97
August-11	128,628,423.04	4,015,463.08	51,947.57	0.00	0.00	(104,589,973.91)	(5,906,767.25)	(1,252,118.61)	(3,536,059.99)	(31,854,471.10)	(784,412.56)	0.00	505.45	(\$15,027,469.28)
September-11	128,256,271.07	3,985,626.55	(37,632.37)	8,172,233.15	0.00	(86,702,173.11)	(5,639,009.41)	(915,062.67)	(2,580,066.76)	(27,076,530.36)	(922,651.44)	0.00	(722,373.60)	\$6,618,831.05
October-11	142,233,173.19	4,088,693.16	15,830.99	0.00	0.00	(92,141,470.81)	(6,026,716.60)	(917,099.48)	(2,345,378.82)	(27,694,350.74)	(630,216.34)	0.00	(1,448,800.00)	\$14,945,664.55
November-11	128,470,686.55	4,132,176.42	22,860.29	0.00	0.00	(97,700,893.63)	(6,270,748.75)	(1,123,286.88)	(2,450,943.96)	(33,688,533.43)	(678,723.69)	0.00	653,700.00	(\$4,531,416.09)
December-11	134,556,623.99	4,114,522.80	18,303.65	7,925,124.87	0.00	(84,234,493.21)	(5,731,277.77)	(782,505.21)	(2,890,489.65)	(26,040,137.12)	(997,351.25)	0.00	(300,000.00)	\$19,638,321.10
Trust Cash Transactions to Date	7,930,933,516.66	267,079,027.44	25,338,681.16	149,397,142.33	97,819,227.95	(5,708,944,765.67)	(369,335,833.51)	(49,763,086.33)	(228,465,672.41)	(1,753,291,596.16)	(56,480,664.75)	(97,819,227.95)	(70,747,099.86)	\$133,779,651.90
Adjustments	0.00													\$0.00
Transactions to Date	7,930,933,516.66	267,079,027.44	25,338,681.16	149,397,142.33	97,819,227.95	(5,708,944,765.67)	(369,335,833.51)	(49,763,086.33)	(228,465,672.41)	(1,753,291,596.16)	(56,480,664.75)	(97,819,227.95)	(70,747,099.86)	\$133,779,651.90

Kentucky Employees' Health Plan – Status Report
 4th Quarter, 2019
 Attachment B – Summary
 Page B-67

Plan Year	Plan Year Balances as of December 31, 2019												
	101	102	110	120	121	130	201	202	203	204	210	213	
	PREMIUMS	HRA/WAIVER CONTRIBUTION	INTEREST INCOME	DRUG REBATES - ESI	DRUG REBATES - CVS	TRANSFERS FROM OTHER PLAN YEAR(S)	HUMANA MEDICAL CLAIMS	HUMANA ADMIN FEES	HRA/EMBEDDED CLAIMS HUMANA	HRA/WAIVER CLAIMS HUMANA	MEDICAL CLAIMS - ANTHEM	HRA/EMBEDDED CLAIMS - WW	
2006	1,102,199,256.24	0.00	13,255,658.11	22,564,128.65	0.00	0.00	(762,460,936.69)	(47,449,907.92)	0.00	0.00	0.00	0.00	
2007	1,140,907,524.60	59,281,406.95	7,947,800.34	24,262,373.59	0.00	0.00	(836,800,979.65)	(56,911,781.09)	(2,931,705.94)	(47,117,430.12)	0.00	0.00	
2008	1,230,691,400.22	52,090,899.58	3,861,846.10	28,089,928.93	0.00	97,819,227.95	(949,213,609.34)	(61,670,290.07)	(4,335,289.87)	(48,364,646.21)	0.00	0.00	
2009	1,393,951,770.58	55,664,485.80	(143,564.39)	30,206,603.39	0.00	0.00	(1,018,973,385.29)	(64,704,353.44)	(12,286,056.34)	(48,448,767.83)	0.00	0.00	
2010	1,536,940,834.57	52,205,724.17	384,026.16	28,214,433.38	0.00	23,299,596.40	(1,098,500,008.73)	(68,050,466.68)	(14,939,463.38)	(46,929,615.18)	0.00	0.00	
2011	1,594,747,690.90	47,847,607.60	368,479.70	32,522,071.09	0.00	0.00	(1,140,442,856.38)	(71,481,785.89)	(16,234,357.78)	(42,545,125.58)	0.00	0.00	
2012	1,599,840,340.77	47,805,724.93	318,202.97	33,581,171.36	0.00	110,197,550.06	(1,183,063,190.18)	(72,331,472.99)	(16,583,180.29)	(42,357,452.79)	14,630.85	0.00	
2013	1,598,884,831.38	46,193,376.19	932,421.15	37,769,920.85	0.00	0.00	(1,192,628,584.76)	(72,183,914.89)	(17,108,797.79)	(41,570,957.25)	52,809.61	0.00	
2014	1,612,668,703.39	46,543,245.35	891,099.18	49,128,030.38	0.00	0.00	(1,085,006,143.94)	(72,311,737.66)	(36,123,110.74)	(39,972,569.15)	26,325.25	(1,003,247.63)	
2015	1,615,967,871.08	47,248,810.07	6,198,843.91	490,752.49	58,434,213.62	0.00	(2,180,285.97)	(20,565,778.49)	5,754.86	8,164.56	(921,065,713.79)	(39,050,582.12)	
2016	1,632,967,051.25	47,516,224.39	7,627,758.07	0.00	72,152,362.68	13,478.00	683,465.51	(13,652,574.51)	1,289.81	2,756.85	(965,945,316.50)	(43,354,537.78)	
2017	1,627,272,471.75	47,274,598.99	5,171,264.91	0.00	95,991,964.49	0.00	2,906.12	(15,422,529.10)	0.00	0.00	(994,619,267.49)	(47,475,538.33)	
2018	1,646,284,065.04	46,574,333.11	2,071,729.18	0.00	124,145,411.60	0.00	0.00	(14,470,023.50)	0.00	0.00	(1,055,084,787.44)	(51,035,337.82)	
2019	1,568,885,156.90	44,416,315.57	12,628,314.74	0.00	67,758,803.71	0.00	0.00	(17,753,299.30)	0.00	0.00	(1,024,634,960.91)	(53,944,979.42)	
Ending Balance *	20,902,108,970.67	640,662,752.70	61,633,880.13	286,829,414.11	418,482,756.10	231,329,852.41	(9,268,573,619.30)	(668,959,915.53)	(120,534,917.46)	(357,295,642.69)	(4,961,256,280.42)	(235,864,223.10)	

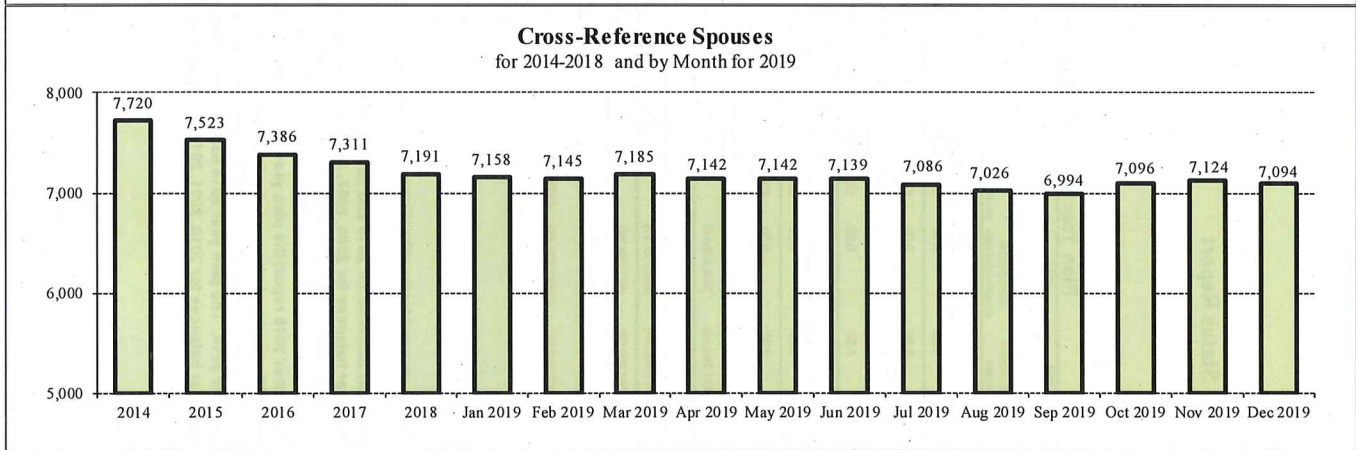
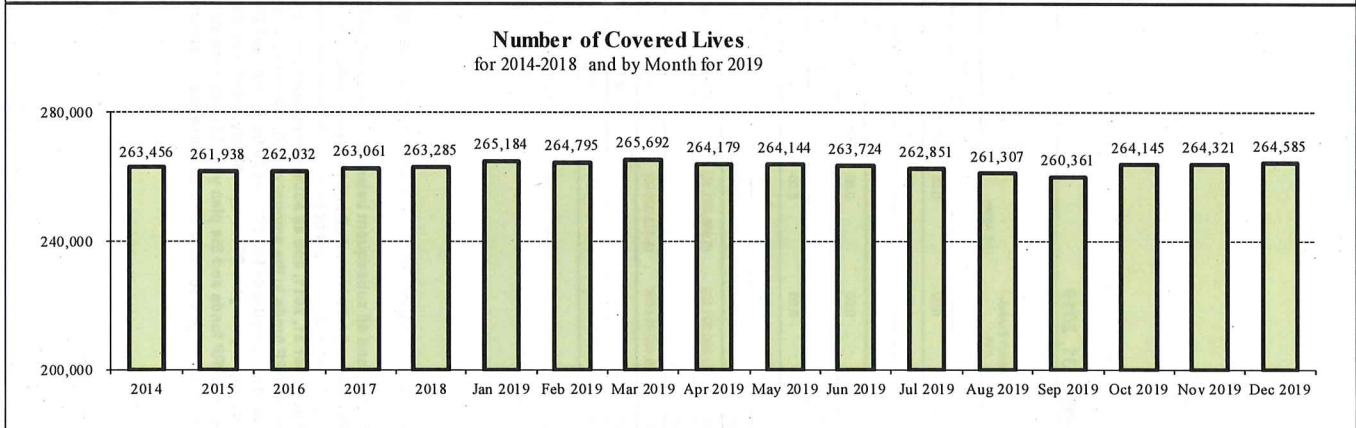
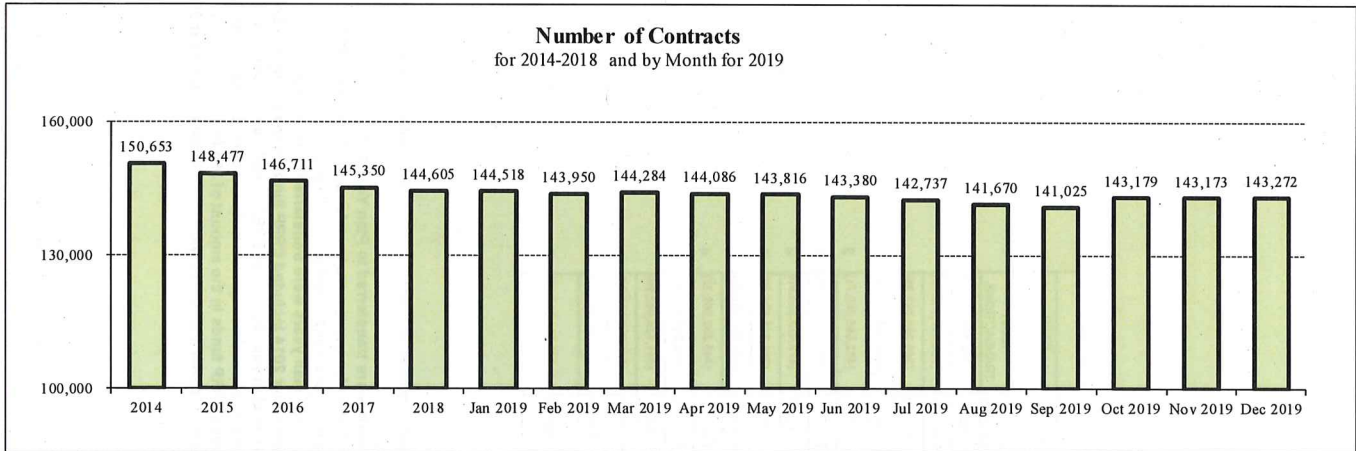
Kentucky Employees' Health Plan – Status Report
 4th Quarter, 2019
 Attachment B – Summary
 Page B-68

Plan Year	Plan Year Balances as of December 31, 2019													TOTAL
	214	215	216	217	301	302	310	311	500	501	TOTAL			
	HRA WAIVER CLAIMS- WW	ANTHEM ADMIN	WAGE WORKS ADMIN	MDX MEDICAL ADMIN-COMPASS	PHARMACY CLAIMS-ESI	EXPRESS SCRIPTS ADMIN FEES	PHARMACY CLAIMS- C/S	C/S ADMIN	TRANSFERS TO OTHER PLAN YEAR(S)	TRANSFERS TO OTHER PLAN YEAR(S)	OPERATING TRANSFER/EXP & ADJ	CASH TRANSACTIONS		
2006	0.00	0.00	0.00	0.00	(231,474,267.61)	(7,783,597.84)	0.00	0.00	(84,850,334.94)	(4,000,000.00)	(328,106,200.39)			
2007	0.00	0.00	0.00	0.00	(256,402,961.76)	(8,874,050.30)	0.00	0.00	(30,062,833.67)	6,722,637.05	(288,637,208.68)			
2008	0.00	0.00	0.00	0.00	(281,065,510.28)	(9,113,443.00)	0.00	0.00	6,587,304.83	(55,497,816.84)	(349,089,467.29)			
2009	0.00	0.00	0.00	0.00	(308,526,140.46)	(9,956,325.10)	0.00	0.00	(12,772,960.57)	(4,011,296.35)	(335,266,722.48)			
2010	0.00	0.00	0.00	0.00	(337,746,288.45)	(10,997,841.71)	0.00	0.00	(59,985,951.98)	(4,894,976.57)	(412,625,060.71)	2		
2011	0.00	0.00	0.00	0.00	(334,497,882.78)	(9,759,869.41)	0.00	0.00	(51,211,598.09)	(9,312,373.39)	(404,781,723.66)	2		
2012	0.00	0.00	0.00	0.00	(346,840,615.07)	(9,341,510.63)	0.00	0.00	0.00	(121,240,198.99)	(477,422,324.69)	2		
2013	0.00	0.00	0.00	0.00	(346,232,784.41)	(9,200,536.34)	0.00	0.00	0.00	(4,907,763.74)	(390,341,104.49)	3		
2014	(2,453,545.07)	0.00	0.00	0.00	(322,296,656.59)	(11,926,027.81)	0.00	0.00	0.00	(138,164,364.96)	(474,840,594.43)	3		
2015	(37,792,940.75)	(47,106,337.22)	(4,428,390.49)	(944,432.44)	(91.70)	(82,924.69)	(323,360,201.29)	(5,986,803.15)	(13,478.00)	(325,676,450.49)	(745,392,050.22)	4		
2016	(40,101,132.63)	(46,512,941.38)	(4,430,107.57)	(937,280.09)	0.00	0.00	(362,575,907.12)	(9,340,301.00)	0.00	(186,796,027.57)	(650,693,697.36)			
2017	(40,356,666.99)	(46,125,128.78)	(4,411,465.60)	(924,137.15)	0.00	0.00	(399,402,664.89)	(8,802,020.69)	0.00	(11,101,996.80)	(511,124,082.90)			
2018	(36,218,531.53)	(47,474,030.56)	(4,581,068.50)	(945,179.95)	0.00	0.00	(438,096,613.55)	(7,697,860.09)	0.00	(9,130,199.97)	(545,992,363.74)			
2019	(195,567,458.42)	(233,972,605.09)	(22,607,570.94)	(4,673,624.48)	(2,775,083,199.11)	(87,036,126.83)	(2,002,765,743.09)	(40,271,341.59)	(231,329,852.41)	(976,273,786.30)	(6,469,581,308.15)	*		
Ending Balance *														

* The ending balance includes assets allocated for the HRA (Select and Waiver) and FSA reserves. Beginning with plan year 2016 members are allowed to rollover up to \$500 of unused FSA balance creating the additional reser

- 2 LRC 500 Per HB 235 plan year balances for 2010 and 2011 as of December 31, 2013, and all subsequent balances from those plan years were transferred to Plan Year 2012.
- 2 LRC 130 Per HB 265 plan year balances for 2006, 2007, 2008, and 2009 as of December 31, 2011, and all subsequent balances from those plan years were transferred to Plan Year 2010.
- 3 LRC 501 Per HB 265 plan year balances for 2006, 2007, 2008, and 2009 as of December 31, 2011, and all subsequent balances from those plan years were transferred to Plan Year 2012.
 Prior to the September 2015 report the plan year 2013 balance included ERRP funds in the amount of \$10,159,793.00 and plan year 2014 included ERRP funds in the amount of \$85,687,746.30. Per ERRP guidelines concerning maintenance of contribution, it was determined to use all ERRP funds for claims incurred in plan year 2013. Specifically, KEHP had claims of approximately \$130 million incurred in plan year 2013 but paid in plan year 2014. The plan year 2014 balance now includes no ERRP funds and the plan year 2013 balance includes ERRP funds in the amount of \$95,847,539.30.
- 4 LRC 500, 130 Per HB 200 plan year balances for 2010, 2011, 2012, 2013, 2014 and 2015 as of June 30, 2018, and all subsequent balances from those plan years were transferred to Plan Year 2016.

Kentucky Employees' Health Plan – Status Report
4th Quarter, 2019
Attachment C – Current Enrollment Data
Page C-1



Commonwealth of Kentucky

Kentucky Employees' Health Plan

Actuarial Reserve Study
December 31, 2019

Three Alliance Center
3550 Lenox Road NE
Suite 1700
Atlanta, GA 30326

February 2020

Commonwealth of Kentucky

TABLE OF CONTENTS

Executive Summary	3
Actuarial Statement of Opinion.....	4
Data and Assumptions.....	5
Methodology	6
Results.....	7
Exhibit 1: Summary for All Plans	7
Exhibit 2a: Total (Medical & Pharmacy).....	8
Exhibit 2b: Medical	9
Exhibit 2c: Pharmacy.....	10
Exhibit 3: Health Reimbursement Arrangements	11
Exhibit 4: Rx Rebates	12

EXECUTIVE SUMMARY

Aon has conducted an actuarial valuation of the incurred, but not paid, claims as of December 31, 2019, for the medical and prescription drug benefits provided by Kentucky Employees' Health Plan (KEHP) and administered through Humana and Express Scripts (ESI) prior to 2015. Beginning from 2015, medical and prescription drug benefits are administered through Anthem and Caremark.

The results show a projected total reserve of approximately \$116.6 million. This figure includes \$5.6 million as an explicit provision for adverse experience. Claims that have been processed and paid, and invoiced to KEHP but not yet paid are excluded from these actuarial estimates, though this may represent an additional liability outside the scope of this actuarial review. The estimates provided also exclude unallocated amounts, which are believed to be immaterial to the Plan.

The details of the Unpaid Claim Reserve are shown in separate exhibits for Medical, Pharmacy, CDHP Health Reimbursement Arrangement (HRA) and the Waiver Credit HRA.

The traditional actuarial loss developmental method and Bornhuetter-Ferguson method were the basis of our calculation. The loss development uses historical paid claims information by incurred date. This method is consistent with reserve calculations within the industry, and best reflects the impact on claim payment patterns and accounts for the cyclical nature of the Plan's claims.

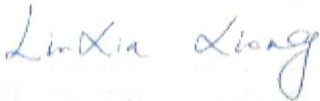
Also included in this report are the actual Rx rebates paid from July 1, 2016 to June 30, 2019 and the estimated Rx rebate from July 1, 2019 to December 31, 2019.

The results mentioned above are contingent upon future events. Consequently, actual results will differ from projected results. These deviations may be material. KEHP staff should monitor emerging experience and take appropriate actions as required.

**ACTUARIAL CERTIFICATION
STATEMENT OF OPINION**

Aon has been retained by the Commonwealth of Kentucky to study the actuarial reserves for incurred but not paid claims as of December 31, 2019, for the medical and prescription drug benefits provided by Kentucky Employees' Health Plan. I am employed by Aon. I am a Member of the Society of Actuaries and am qualified by education and experience to make the statements of actuarial opinion contained herein.

In performing our reserve study, we have relied upon reports and information provided by Truven, the carriers and The Commonwealth of Kentucky. We have not audited this data beyond general tests for reasonableness. The results are our best estimate of incurred but unpaid claims with explicit margins for adverse deviation. The techniques and methodology used are reasonable and in accordance with generally accepted actuarial principles and practice.



LinXia Xiong, FSA, MAAA
Vice President

February 20, 2020
Date



Colleen M. Huber, FSA, MAAA
Senior Vice President

February 20, 2020

Date

DATA AND ASSUMPTIONS

Commonwealth of Kentucky Medical and Pharmacy benefits are administered through Humana and Express Scripts (ESI) prior to 2015, and through Anthem and Caremark beginning from 2015. Below is all data source we have used:

- Monthly enrollment provided by Truven.
- Transactional and eligibility data was provided by KEHP.
- Medical and Pharmacy claims incurred from April 1, 2014 to December 31, 2014, and paid through December 31, 2015 for Humana and Express Scripts (ESI) provided by Truven.
- Medical and Pharmacy claims incurred and paid from January 1, 2015 to December 31, 2019 provided by Anthem and Caremark.

No adjustment for interest was used in this analysis. Anthem and Caremark don't charge administrative fees for processing run-out claims so no administrative fee reserve is required.

METHODOLOGY

The unpaid claim liability (UCL), also called the incurred but not reported (IBNR) reserve, at a specified date is essentially the estimated claims incurred up to that date less the claims that have been (incurred and) paid to that date. Since the incurred and paid claims are known, the UCL is easily determined once the incurred claims have been estimated.

The traditional loss development method uses historical claim payment patterns to develop completion factors that are used to estimate incurred claims. The claims incurred in a given month and paid by the end of the experience period are divided by the completion factor to estimate the incurred claims for that month. The UCL for that month is subsequently determined by subtracting the known incurred and paid claims from the estimated incurred claims. The total UCL is merely the sum of all the appropriate monthly UCL estimates.

This method is relatively easy to understand and is effective when the historical claim payment patterns are deemed to be stable enough to estimate current/future claim payment patterns and when several months of claim payments (run-out) after the incurred month are available. When the run-out for any month is limited, this month is called immature and the associated completion factor is significantly less than one. The resulting incurred claim estimate is unstable. Consequently, a secondary method has traditionally been used to estimate the immature months.

The secondary method for health claims is often an average of historical incurred claims adjusted for claim trend and enrollment between the historical period and the time of interest. One of the shortcomings of this secondary method is that the available claim payment information for the month being estimated is not used. Another problem is that the line of demarcation between mature months and immature months is as much art as science.

The Bombhuetter-Ferguson Method (BFM) addresses both of these issues by blending the loss development method and the secondary method. The BFM uses the available incurred and paid data and the expected UCL developed from the secondary method to estimate incurred claims. This method generally provides a more stable estimate than the pure loss development method, a more responsive estimate than the secondary method, and a reasonable technique for blending the results of both methods.

Using the BFM with claims paid through December 31, 2019, the resulting UCL for December 31, 2019 was approximately \$111.0 million. In addition, an explicit margin for adverse deviation of 5.0% of claims unpaid at December 31, 2019 has been used.

RESULTS

The result of our reserve analysis shows the following components of our December 31, 2019 reserve for the Kentucky Employees' Health Plan.

Exhibit 1

Kentucky Employees' Health Plan Terminal Liability Calculation as of December 31, 2019				
	Unpaid Claims Liability as of December 31, 2019	Margin (5%)	Administrative Fees for Processing Runout Claims	Total IBNR Reserve (Rounded to Nearest \$1,000)
Medical	\$108,985,986	\$5,449,299	\$0	\$114,435,000
Pharmacy	(\$873,767)	\$0	\$0	(\$874,000)
CDHP HRA	\$1,228,403	\$61,420	\$0	\$1,290,000
Waiver HRA	\$1,645,790	\$82,290	\$0	\$1,728,000
Grand Total	\$110,986,412	\$5,593,009	\$0	\$116,579,000

* Claims that have been processed and paid, and invoiced to KEHP but not yet paid are excluded from these actuarial estimates, though this may represent an additional liability outside the scope of this actuarial review. The estimates provided also exclude unallocated amounts, which are believed to be immaterial to the Plan.

* No administrative fees are required from Anthem or Caremark for processing runout claims.

Exhibit 2a

**Kentucky Employees' Health Plan
 Medical and Pharmacy
 Terminal Liability Calculation as of December 31, 2019**

Month	Enrollment	Estimated Incurred Claims	Completion Factor	Actual Paid	Unpaid Claim Reserve
Jan-17	146,538	\$92,045,190	1.000	\$92,045,190	\$0
Feb-17	146,140	\$94,056,067	1.000	\$94,056,067	\$0
Mar-17	146,254	\$109,723,983	1.000	\$109,723,983	\$0
Apr-17	146,106	\$102,781,211	1.000	\$102,781,211	\$0
May-17	145,910	\$112,924,397	1.000	\$112,924,397	\$0
Jun-17	145,454	\$121,922,993	1.000	\$121,922,993	\$0
Jul-17	144,752	\$117,380,548	1.000	\$117,380,548	\$0
Aug-17	144,079	\$122,696,353	1.000	\$122,696,353	\$0
Sep-17	143,220	\$114,307,831	1.000	\$114,307,831	\$0
Oct-17	145,255	\$125,523,083	1.000	\$125,523,083	\$0
Nov-17	145,297	\$124,160,766	1.000	\$124,160,766	\$0
Dec-17	145,192	\$141,166,562	1.000	\$141,166,562	\$0
Jan-18	146,368	\$99,203,982	1.000	\$99,203,982	\$0
Feb-18	145,669	\$97,519,440	1.000	\$97,545,657	(\$26,217)
Mar-18	145,703	\$110,684,506	1.000	\$110,735,039	(\$50,533)
Apr-18	145,445	\$112,416,739	1.001	\$112,509,465	(\$92,727)
May-18	145,233	\$121,036,150	1.002	\$121,221,634	(\$185,484)
Jun-18	144,819	\$123,237,825	1.002	\$123,461,121	(\$223,296)
Jul-18	144,002	\$128,886,196	1.001	\$129,049,555	(\$163,359)
Aug-18	143,327	\$127,507,361	1.002	\$127,720,591	(\$213,229)
Sep-18	142,396	\$119,346,863	1.002	\$119,564,976	(\$218,113)
Oct-18	144,178	\$136,699,120	1.003	\$137,110,233	(\$411,113)
Nov-18	144,119	\$134,450,302	1.003	\$134,872,953	(\$422,651)
Dec-18	144,005	\$146,722,963	1.004	\$147,252,255	(\$529,292)
Jan-19	144,518	\$111,854,827	1.004	\$112,272,687	(\$417,860)
Feb-19	143,950	\$107,920,958	1.004	\$108,336,935	(\$415,977)
Mar-19	144,284	\$125,008,161	1.004	\$125,460,808	(\$452,647)
Apr-19	144,086	\$129,730,435	1.003	\$130,127,366	(\$396,931)
May-19	143,816	\$129,797,272	1.003	\$130,194,483	(\$397,211)
Jun-19	143,380	\$133,476,063	1.001	\$133,585,986	(\$109,923)
Jul-19	142,737	\$144,086,830	0.997	\$143,672,504	\$414,326
Aug-19	141,670	\$137,338,113	0.991	\$136,090,093	\$1,248,021
Sep-19	141,025	\$133,798,870	0.979	\$131,032,787	\$2,766,084
Oct-19	143,179	\$150,411,517	0.953	\$143,355,296	\$7,056,221
Nov-19	143,173	\$143,820,114	0.870	\$125,126,843	\$18,693,271
Dec-19	143,272	\$164,419,001	0.497	\$81,758,141	\$82,660,860
Total		\$4,448,062,592		\$4,339,950,374	\$108,112,218

Exhibit 2b
Kentucky Employees' Health Plan
Medical
Terminal Liability Calculation as of December 31, 2019

Month	Enrollment	Estimated Incurred Claims	Completion Factor	Actual Paid	Total Unpaid Claim Reserve
Jan-17	146,538	\$62,562,849	1.000	\$62,562,849	\$0
Feb-17	146,140	\$65,845,215	1.000	\$65,845,215	\$0
Mar-17	146,254	\$76,203,835	1.000	\$76,203,835	\$0
Apr-17	146,106	\$72,228,511	1.000	\$72,228,511	\$0
May-17	145,910	\$78,640,695	1.000	\$78,640,695	\$0
Jun-17	145,454	\$87,494,586	1.000	\$87,494,586	\$0
Jul-17	144,752	\$83,834,813	1.000	\$83,834,813	\$0
Aug-17	144,079	\$87,611,994	1.000	\$87,611,994	\$0
Sep-17	143,220	\$81,020,040	1.000	\$81,020,040	\$0
Oct-17	145,255	\$89,973,091	1.000	\$89,973,091	\$0
Nov-17	145,297	\$89,420,231	1.000	\$89,420,231	\$0
Dec-17	145,192	\$104,131,515	1.000	\$104,131,515	\$0
Jan-18	146,368	\$68,669,401	1.000	\$68,669,401	\$0
Feb-18	145,669	\$69,496,606	1.000	\$69,522,994	(\$26,388)
Mar-18	145,703	\$78,350,288	1.001	\$78,401,419	(\$51,131)
Apr-18	145,445	\$79,670,154	1.001	\$79,763,532	(\$93,378)
May-18	145,233	\$85,957,725	1.002	\$86,144,493	(\$186,768)
Jun-18	144,819	\$89,212,902	1.003	\$89,437,867	(\$224,966)
Jul-18	144,002	\$92,336,692	1.002	\$92,501,846	(\$165,153)
Aug-18	143,327	\$91,170,460	1.002	\$91,385,582	(\$215,122)
Sep-18	142,396	\$83,946,322	1.003	\$84,166,288	(\$219,966)
Oct-18	144,178	\$96,865,250	1.004	\$97,278,448	(\$413,198)
Nov-18	144,119	\$95,815,765	1.004	\$96,240,465	(\$424,700)
Dec-18	144,005	\$105,815,810	1.005	\$106,347,419	(\$531,609)
Jan-19	144,518	\$75,314,899	1.006	\$75,734,888	(\$419,989)
Feb-19	143,950	\$72,474,165	1.006	\$72,892,539	(\$418,374)
Mar-19	144,284	\$85,262,187	1.005	\$85,717,817	(\$455,630)
Apr-19	144,086	\$88,906,615	1.005	\$89,306,821	(\$400,206)
May-19	143,816	\$88,557,620	1.005	\$88,961,806	(\$404,187)
Jun-19	143,380	\$94,666,271	1.001	\$94,782,432	(\$116,160)
Jul-19	142,737	\$101,681,636	0.996	\$101,273,535	\$408,102
Aug-19	141,670	\$96,459,086	0.987	\$95,218,288	\$1,240,798
Sep-19	141,025	\$92,935,933	0.970	\$90,184,942	\$2,750,991
Oct-19	143,179	\$106,173,240	0.934	\$99,144,579	\$7,028,661
Nov-19	143,173	\$101,986,253	0.817	\$83,341,731	\$18,644,522
Dec-19	143,272	\$117,927,791	0.290	\$34,247,955	\$83,679,836
Total		\$3,138,620,446		\$3,029,634,460	\$108,985,986

Exhibit 2c
Kentucky Employees' Health Plan
Pharmacy
Terminal Liability Calculation as of December 31, 2019

Month	Enrollment	Estimated Incurred Claims	Completion Factor	Actual Paid	Total Unpaid Claim Reserve
Jan-17	146,538	\$29,482,341	1.000	\$29,482,341	\$0
Feb-17	146,140	\$28,210,853	1.000	\$28,210,853	\$0
Mar-17	146,254	\$33,520,148	1.000	\$33,520,148	\$0
Apr-17	146,106	\$30,552,700	1.000	\$30,552,700	\$0
May-17	145,910	\$34,283,702	1.000	\$34,283,702	\$0
Jun-17	145,454	\$34,428,408	1.000	\$34,428,408	\$0
Jul-17	144,752	\$33,545,735	1.000	\$33,545,735	\$0
Aug-17	144,079	\$35,084,359	1.000	\$35,084,359	\$0
Sep-17	143,220	\$33,287,791	1.000	\$33,287,791	\$0
Oct-17	145,255	\$35,549,992	1.000	\$35,549,992	\$0
Nov-17	145,297	\$34,740,535	1.000	\$34,740,535	\$0
Dec-17	145,192	\$37,035,048	1.000	\$37,035,048	\$0
Jan-18	146,368	\$30,534,582	1.000	\$30,534,582	\$0
Feb-18	145,669	\$28,022,833	1.000	\$28,022,663	\$171
Mar-18	145,703	\$32,334,218	1.000	\$32,333,621	\$597
Apr-18	145,445	\$32,746,585	1.000	\$32,745,933	\$652
May-18	145,233	\$35,078,425	1.000	\$35,077,141	\$1,285
Jun-18	144,819	\$34,024,923	1.000	\$34,023,253	\$1,670
Jul-18	144,002	\$36,549,503	1.000	\$36,547,709	\$1,794
Aug-18	143,327	\$36,336,901	1.000	\$36,335,009	\$1,892
Sep-18	142,396	\$35,400,542	1.000	\$35,398,688	\$1,853
Oct-18	144,178	\$39,833,870	1.000	\$39,831,785	\$2,085
Nov-18	144,119	\$38,634,537	1.000	\$38,632,488	\$2,048
Dec-18	144,005	\$40,907,153	1.000	\$40,904,836	\$2,317
Jan-19	144,518	\$36,539,929	1.000	\$36,537,799	\$2,130
Feb-19	143,950	\$35,446,793	1.000	\$35,444,396	\$2,397
Mar-19	144,284	\$39,745,973	1.000	\$39,742,990	\$2,983
Apr-19	144,086	\$40,823,821	1.000	\$40,820,546	\$3,275
May-19	143,816	\$41,239,653	1.000	\$41,232,677	\$6,976
Jun-19	143,380	\$38,809,792	1.000	\$38,803,554	\$6,238
Jul-19	142,737	\$42,405,194	1.000	\$42,398,969	\$6,224
Aug-19	141,670	\$40,879,028	1.000	\$40,871,805	\$7,223
Sep-19	141,025	\$40,862,937	1.000	\$40,847,845	\$15,092
Oct-19	143,179	\$44,238,277	0.999	\$44,210,717	\$27,560
Nov-19	143,173	\$41,833,861	0.999	\$41,785,112	\$48,748
Dec-19	143,272	\$46,491,210	1.022	\$47,510,186	(\$1,018,976)
Total		\$1,309,442,146		\$1,310,315,914	(\$873,767)

Exhibit 3

Kentucky Employees' Health Plan
Terminal Liability Calculation as of December 31, 2019
Health Reimbursement Arrangements

Period	Paid To Date	Completion Factor	Total Incurred	Unpaid Claim Reserve
Jan-Mar 2017	\$15,085,051	100.0%	\$15,085,051	\$0
Apr-Jun 2017	\$13,432,555	100.0%	\$13,432,555	\$0
Jul-Sep 2017	\$9,871,970	100.0%	\$9,871,970	\$0
Oct-Dec 2017	\$9,085,963	100.0%	\$9,085,963	\$0
Jan-Mar 2018	\$16,714,233	100.0%	\$16,714,248	\$14
Apr-Jun 2018	\$14,465,175	100.0%	\$14,465,224	\$50
Jul-Sep 2018	\$10,422,731	100.0%	\$10,422,838	\$107
Oct-Dec 2018	\$9,433,199	99.9%	\$9,443,455	\$10,256
Jan-Mar 2019	\$18,171,407	99.5%	\$18,255,971	\$84,564
Apr-Jun 2019	\$15,678,341	99.0%	\$15,829,792	\$151,451
Jul-Sep 2019	\$11,191,598	98.2%	\$11,397,438	\$205,840
Oct-Dec 2019	\$9,215,341	92.2%	\$9,991,462	\$776,121
Total	\$152,767,563		\$153,995,966	\$1,228,403

Waiver HRA				
Plan Year	Paid To Date	Completion Factor	Total Incurred	Unpaid Claim Reserve
2017	\$40,356,669	100.0%	\$40,356,669	\$0
2018	\$38,644,639	99.8%	\$38,727,956	\$83,317
2019	\$36,218,532	95.9%	\$37,781,005	\$1,562,474
Total	\$115,219,840		\$116,865,630	\$1,645,790

Exhibit 4

**Kentucky Employees' Health Plan
 Rx Rebates as of December 31, 2019**

Plan Year	Rebate Amount		
	Accounting	Incurred	
Q1 2017	\$20,853,103	\$22,564,873	Actual/Actual
Q2 2017	\$20,825,409	\$24,166,005	Actual/Actual
Q3 2017	\$24,619,304	\$24,058,306	Actual/Actual
Q4 2017	\$29,694,148	\$25,416,104	Actual/Actual
Q1 2018	\$27,091,590	\$27,736,338	Actual/Actual
Q2 2018	\$29,784,587	\$30,214,359	Actual/Actual
Q3 2018	\$30,606,258	\$31,090,603	Actual/Actual
Q4 2018	\$36,662,977	\$35,983,805	Actual/Actual
Q1 2019	\$33,676,388	\$35,601,918	Actual/Actual
Q2 2019	\$34,082,416	\$38,179,973	Actual/Actual
Q3 2019	\$34,990,154	\$39,423,695	Estimate/Estimate
Q4 2019	\$39,381,658	\$41,133,767	Estimate/Estimate

Kentucky Employees' Health Plan – Status Report 4th Quarter, 2019 Attachment E – Disease Management & Wellness Page E-1

MyHealth Advantage Program Activity Report

Kentucky Employees' Health Plan
Reporting Period: 01/01/2019 - 12/31/2019

Activity Summary

- During the current quarter, 19,676 MyHealth Notes were mailed to members.
- Of MyHealth Notes mailed this quarter, 94% contained 4 Care Alerts.

Summary

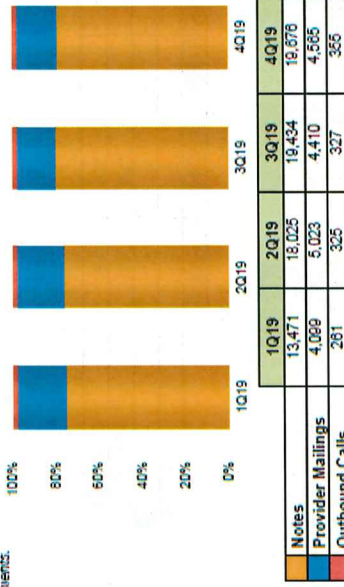
MyHealth Advantage is an early risk management program that is designed to help improve members' compliance with evidence-based care recommendations. The program provides personalized information that empowers members to take greater control of their health and health care decision-making.

Member Demographics

	Client	Reference
Eligible Membership	264,884	n/a
Average Member Age	38.7	37.4
% Male	42%	48%
% Female	58%	51%


Outreach Activity

Below shows total program outreach by type. A member can have more than one type of outreach per reporting period. For many Care Alerts, both the member and the provider are recipients.



MyHealth Notes Volume

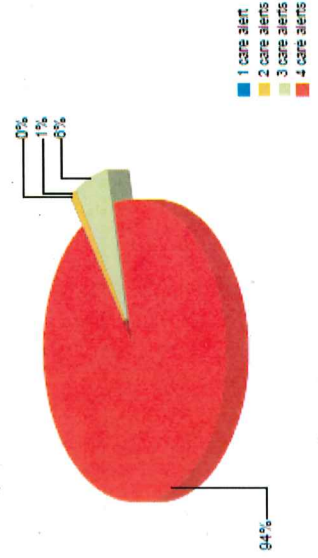
MyHealth Notes are the member mailings that are sent to those who are identified with a potential health care issue or money saving opportunity. MyHealth Notes may contain one or more Care Alerts identified during that period. Once MyHealth Notes have been sent, there is a period of suppression where no alerts will be generated for the member regarding the same health issue for five months. This allows time for the member to address the alerts and for claims to be processed before sending another alert, if needed.



Note: This section includes MyHealth Notes/Care Alerts sent to members. There are additional alerts sent to providers that are not included in this section.

\$ Rounding may cause small values to display as 0% and totals may not equal 100%

Number of Care Alerts per MyHealth Note Current Quarter



Kentucky Employees' Health Plan – Status Report
 4th Quarter, 2019
 Attachment E – Disease Management & Wellness
 Page E-2

MyHealth Advantage Program Activity Report

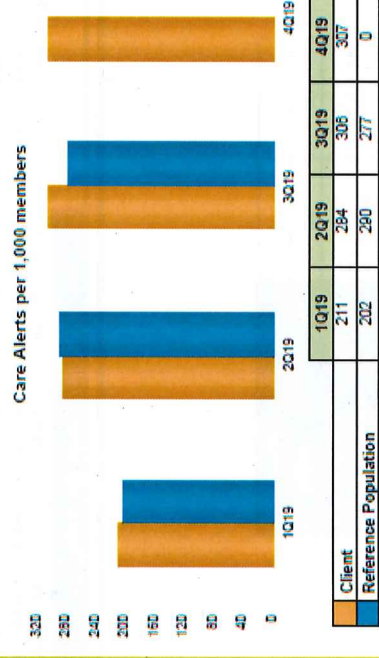
Kentucky Employees' Health Plan
 Reporting Period: 01/01/2019 - 12/31/2019

Care Alerts

- Care alerts per 1,000 was higher than the reference population in the current quarter.
- The top Response Category for the current quarter was 'Significant' (refer to glossary).
- The most prevalent type of Care Alert for the quarter was 'Condition/Event related screening needed'.


Care Alerts per 1,000

Total volume of Care Alerts per 1,000 members is compared to a reference population.



Response Category

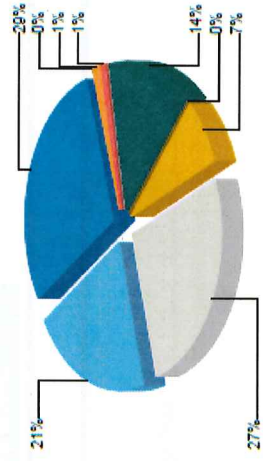
Below shows a breakdown of alerts by response category. Critical alerts are generated from daily pharmacy claim data. Program pharmacists subsequently place phone calls to address these critical needs.



Type of Alerts

The program identifies eligible members who are in need of additional attention or information for a specific health care need. A breakdown by category for the current quarter follows. Please see the glossary for further details.

	4Q19
Add beneficial medication	16,662
Condition/Event related screening needed	23,480
Cost savings/economic message	1
Drug interaction or contraindication safety issue	1,065
Lab result follow-up recommendation	512
Medication compliance monitoring	11,701
Medication dosage adjustment suggestion	55
Medication related screening needed	6,001
Prevention/Wellness reminder or General Info	21,786
Total:	81,243



Note: This section includes alerts sent to members and providers.
 § Rounding may cause small values to display as 0%, and totals may not equal 100%.

Kentucky Employees' Health Plan – Status Report
 4th Quarter, 2019
 Attachment E – Disease Management & Wellness
 Page E-3

MyHealth Advantage Program Outcomes Report

Kentucky Employees' Health Plan
 Outcomes Reporting Period: 07/01/2018 - 06/30/2019

Program Outcomes

- Estimated financial impact is determined through projected savings obtained from literature-based estimates of clinical outcomes avoided by alert compliance. It uses unit costs for alert-attributable hospitalizations/ER visits as well as interventions required for compliance change. Financial impact has not been quantified by studies reported in medical literature for all specific alerts; therefore, some response categories and types will not have estimated financial impact.
- The compliance rate was 44% for care alert issues identified during the period 7/1/2018 - 6/30/2019.
- The estimated financial impact for the period 7/1/2018 - 6/30/2019 is \$4,876,598.

	Outcomes and Estimated Financial Impact							
	Care Alert Issues Identified During Quarter: 4/1/2019 - 6/30/2019				Care Alert Issues Identified During Reporting Period: 7/1/2018 - 6/30/2019			
	Total # of Issues with Opportunity for Compliance	Total # Becoming Compliant	% Becoming Compliant	Estimated Financial Impact	Total # of Issues with Opportunity for Compliance	Total # Becoming Compliant	% Becoming Compliant	Estimated Financial Impact
Total	17,726	5,200	29%	\$944,687	73,582	32,244	44%	\$4,876,598

By Response Category	Total # of Issues with Opportunity for Compliance	Total # Becoming Compliant	% Becoming Compliant	Estimated Financial Impact	Total # of Issues with Opportunity for Compliance	Total # Becoming Compliant	% Becoming Compliant	Estimated Financial Impact
Critical	45	1	2%	\$275	121	1	1%	\$275
Urgent	380	142	37%	\$15,985	1,553	818	53%	\$87,202
Significant	14,534	4,685	32%	\$909,101	50,863	23,802	47%	\$4,014,349
Preventative	2,761	362	13%	\$19,346	21,245	7,623	36%	\$174,772
By Type								
Add beneficial medication	2,216	245	11%	\$80,352	14,808	4,935	34%	\$501,668
Condition/Event related screening needed	5,476	1,652	30%	\$234,279	18,780	7,488	40%	\$1,019,376
Cost savings/economic message	1	0	0%	\$0	5	1	20%	\$1,076
Drug interaction or contraindication safety issue	540	263	49%	\$39,772	1,728	913	53%	\$144,442
Lab result follow-up recommendation	240	40	17%	\$18,496	771	184	25%	\$76,298
Medication compliance monitoring	5,054	1,513	30%	\$661,788	18,211	9,814	53%	\$3,133,740
Medication dosage adjustment	31	12	39%	N/A	104	50	48%	N/A
Medication related screening needed	2,922	1,221	42%	N/A	9,824	5,693	58%	N/A
Prevention/Wellness reminder or General Info	1,246	254	20%	\$0	9,650	3,378	35%	\$0

N/A - Indicates financial impact has not been quantified by studies for this category.

MyHealth Advantage Program Activity Report

Kentucky Employees' Health Plan
 Reporting Period: 01/01/2019 - 12/31/2019

Glossary of MyHealth Advantage Report Terminology

Care Alert:	The clinical recommendation generated based upon medical, pharmacy and lab claim result data.
Care Alert Response Categories:	Care Alerts (CAEs) are categorized into four response categories. These categories refer to the degree of urgency and clinical importance of a Care Alert.
Critical:	A clinically imperative Care Alert. This refers to a potentially serious issue regarding the member's safety where communication with the treating physician could have a significant impact. Typically communicated via phone within 24 hours with follow-up via letter or fax to the physician.
Urgent:	A clinically urgent Care Alert. This refers to a potentially serious issue having less critical health impact. Communicated monthly either by letter or by fax to the physician. Often these are also mailed to the member.
Significant:	A clinically important Care Alert. Refers to issues such as medication compliance and receiving important medical tests. Communicated via mail to both the member and physician.
Preventative:	This alert pertains to economic messages or generally recognized standards of preventive care from which a member could currently benefit. Typically communicated via mail to both the member and physician. Note, messages that are regarding cost savings opportunities or general health information are not communicated to the physician.
Care Alert Types:	Care Alerts are categorized by type. These categories correspond to the type of potential gap that the Care Alert identifies.
Add Beneficial Medication:	Members are alerted when additional medications could be beneficial to their condition and directs them to speak to their physician. Example: Members with a history of a heart attack may benefit from the use of a beta-blocker.
Condition/Event Related Screening Needed:	Members are notified when they are out of compliance for screenings or tests recommended for their condition or for a drug they are filling. Example: Diabetics should have their HbA1c tested every 6 months. Members on a statin should have an annual liver function test.
Cost Savings/Economic Message:	Provides members with generic equivalent or therapeutic equivalent drug options that they can discuss with their physician.
Drug Interaction or Contraindication Safety Issue:	Member and/or physician alerted when a member fills a prescription that could have adverse effects based on another medication filled, the member's age, or condition. Example: Member with history of stroke fills a new prescription that could increase their risk for another stroke.
Medication Compliance Monitoring:	Members are notified when their claims data suggests they are not compliant with the recommended regimen. Example: Member stops filling or has erratic refill patterns of a recommended drug. Drug or dosage filled is not consistent with recommended guidelines.
Medication Dosage Adjustment Suggestion:	Guidelines suggest a test or screening is needed after the start of a medication or at periodic intervals while taking a medication.
Medication Related Screening Needed:	Preventive reminders (ex: mammogram, colonoscopy, childhood vaccinations) or general wellness reminders (ex: importance of using sunscreen).
Prevention/Wellness Reminder or General Info:	The member mailings that are sent to those who are identified with a potential health care issue or money saving opportunity. Each issue or opportunity is described in a way that informs the member of the benefit to them and provides additional sources of information for their education. Also, a list of the member's most recent health care services is provided for their review. MyHealth Notes may contain one or more Care Alerts identified during the period. It is the value for a metric calculated from the data of all of the clients in a similar client base. The reference population is used as a benchmark and is generally based on 12 months of calendar year data.
MyHealth Notes:	The medical event or issue that the care alert is attempting to thwart.
Reference Population:	A care alert message was sent where we did not receive feedback indicating that the issue was already addressed or did not apply, nor was there a claim indicating that the member received the needed care prior to receiving the alert message.
Adverse Event:	The percentage of Care Alerts actually implemented based upon claim verification after at least 6 months claims run-out is realized during the program year.
Opportunity for Compliance:	The estimated dollars saved as a result of providers implementing Care Alerts. All results are account specific based upon Care Alerts actually implemented. It is calculated using the number of members compliant with alerts by the savings per alert. Financial impact is determined through projected savings obtained from literature-based estimates of clinical outcomes avoided by alert compliance. It uses unit costs for alert-avoidable hospitalizations/ER visits as well as interventions required for compliance change.
Becoming Compliant:	
Estimated Financial Impact:	

Kentucky Employees' Health Plan – Status Report 4th Quarter, 2019 Attachment E – Disease Management & Wellness Page E-5

Case Management Summary Report Kentucky Employees' Health Plan Reporting Period : 01/01/2019 - 12/31/2019 Program Type : All Programs

Case Creation

- As of the end of the reporting period, 265,028 members were eligible for the Case Management program.
- Members who meet certain pre-determined clinical criteria are considered eligible for the Case Management program.
- 84,015 members were identified for enrollment in the program during the reporting period.

Program Summary

Eligible Members: 265,028

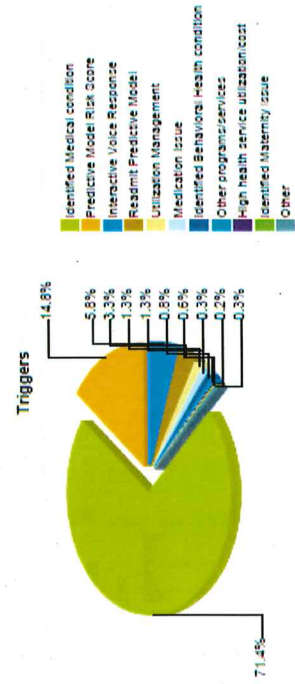
The table below provides an overview of the member identification and engagement results for the episodes of program activity during the reporting period. Members can have multiple episodes of care during a reporting period.

Members triggered	Number of unique members	84,015	Reference
	Percent of Eligible members	31.7%	3.2%
Number of episodes	Number of Episodes	101,814	
	Percent of Episodes	12.3%	17.2%
Episodes with engagement	Number of Episodes	1,503	Reference
	Percent of Episodes	12.0%	22.7%
Engaged episodes referred to other Case Management programs	Number of Episodes	21	Reference
	Percent of Engaged Episodes	0.2%	0.8%
Episodes open as of the end of the reporting period	Number of Episodes	2,788	Reference
	Percent of Total Episodes	2.7%	6.4%

Triggers Summary

The table below displays the 'triggers' responsible for identification of members for referral into the program during the reporting period. Any member may have more than one identification trigger.

Triggers	Number	Percent
Identified Medical condition	88,583	71.4%
Predictive Model Risk Score	20,481	14.8%
Interactive Voice Response	7,972	5.8%
Readmit Predictive Model	4,528	3.3%
Utilization Management	1,747	1.3%
Medication Issue	1,738	1.3%
Identified Behavioral Health condition	1,131	0.8%
Other programs/services	763	0.6%
High health service utilization/cost	417	0.3%
Identified Maternity issue	284	0.2%
Other	385	0.3%
Total triggers for members referred for Case Management	138,010	
Number of unique members referred to Case Management	84,015	



Kentucky Employees' Health Plan – Status Report
 4th Quarter, 2019
 Attachment E – Disease Management & Wellness
 Page E-6

Case Management Summary Report
 Kentucky Employees' Health Plan
 Reporting Period : 01/01/2019 - 12/31/2019
 Program Type : All Programs

Case Engagement

Members are contacted by program staff for voluntary enrollment into the program. During the reporting period, there were 12,558 member episodes with program engagement following assessment by program staff.

Program Engagement

Of the members referred to the program during the reporting period, 11,593 engaged in the program by completing their initial assessment, beginning the management process with a program nurse.

	Number	Percent	Reference
Total episodes referred to Case Management	101,814		
Episodes engaged	12,558	12.3%	17.2%
Open	498	4.0%	
Complete/Limited Resolution	1,074	8.6%	
Complete/Resolved	429	3.4%	
Closed/Lost Contact	4,838	38.5%	
Closed-Other Reasons	5,819	47.1%	
Episodes not engaged	89,256	87.7%	82.8%
In Process	2,280	2.0%	
Lost Coverage/Ineligible	1,047	1.2%	
Could Not Reach Member	64,250	72.0%	
Member Declined	10,908	12.2%	
Transferred to other program	59	0.1%	
Invalid Phone Number	9,151	10.3%	
Other reasons	1,556	1.7%	
Total members engaged	11,593		
Total members engaged as a percent of total Eligible members		4.37%	0.6%

§ Rounding may cause small values to display as 0% and totals may not equal 100%

Kentucky Employees' Health Plan – Status Report
 4th Quarter, 2019
 Attachment E – Disease Management & Wellness
 Page E-7

Case Management Summary Report

Kentucky Employees' Health Plan
 Reporting Period : 01/01/2019 - 12/31/2019
 Program Type : All Programs

Case Activity


- Upon engagement, members begin the process of working directly with their care manager. In the initial assessment, nurses provide a 'risk' level for each member that determines the frequency of their interactions with the member. In addition, individualized goals for the management process are established. The charts below provide information regarding these processes for members during the reporting period.

Case Stratification

Provided below is the breakdown by stratification (risk) level as determined by a program nurse. Members stratified to Tiers 2 and 3 are targeted for more intensive management.

Stratification Level	Number	Percent (of engaged)	Reference
Tier 1 - Monitoring	355	2.8%	17.6%
Tier 2 - Care Plan Created	1,360	10.8%	16.3%
Tier 3 - Care Plan Created	287	2.3%	1.5%
No Tier Established	10,547	84.0%	64.6%
TOTAL	12,558	100.0%	

Cases by Tier Level



Goals

The table below illustrates the ten most frequent goals opened for members, as well as average goals per engaged episode.

Top 10 Goal Categories

Goal Category	Number	Percent
Prevention/Lifestyle	5,228	16.1%
Immunizations	3,683	11.1%
Benefit Management	3,508	10.8%
Medication Adherence/Issues	3,124	9.8%
Self-Care Management	2,853	8.8%
Care Planning	2,852	8.8%
Condition Management	2,358	7.3%
Stress-Coping	1,668	4.8%
Transitions of/Access to Care	1,545	4.8%
Nutrition	1,305	4.0%
Total goals established for members during the reporting period	32,337	Reference
Average goals per engaged episode during the reporting period	2.6	3.50

Kentucky Employees' Health Plan – Status Report
 4th Quarter, 2019
 Attachment E – Disease Management & Wellness
 Page E-8

Case Management Summary Report

Kentucky Employees' Health Plan
 Reporting Period : 01/01/2019 - 12/31/2019
 Program Type : All Programs

Case Activity (Cont'd)

- Upon engagement, members begin the process of working directly with their care manager. Intervention strategies are developed by the care managers to address the member's unique goals. These strategies include both direct intervention by the care manager and often referral to more specialized intervention as deemed appropriate. The charts below describe this intervention activity during the reporting period.

Interventions

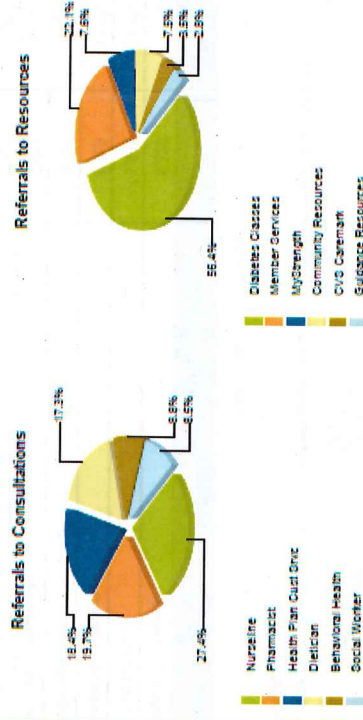
Based on members' unique management goals and personal circumstances, program staff provide clinical interventions to address these goals. The table below provides the most frequent types of clinical interventions completed by program staff in the management of these cases.

Top 10 Interventions

Clinical Interventions	Number	Percent
Condition Education/Management	20,664	38.6%
Provider Collaboration	7,543	10.9%
Benefit Management	6,439	9.3%
Community/Family Resources/Support	5,860	8.5%
Refer to Other Program/Professional	5,578	8.1%
Self Care Management	2,454	3.5%
Coordinate Behavioral Health Needs	2,413	3.5%
Healthcare System Use	2,381	3.4%
Provider Relationship Management	2,123	3.1%
Post-Discharge Instructions/Care	2,029	2.9%
Total interventions during this reporting period	69,287	Reference
Average interventions per episode during reporting period	5.5	6.80

Referrals

Program activity for engaged members often includes additional consultation with ancillary staff referrals to other Care Management programs and referrals to other resources. These activities are designed to maximize favorable outcomes for these members. During the reporting period, 14,656 consultations and an additional 1,522 program referrals were made on behalf of these members.



Referrals	Resources
Consultations	Reporting Period
14,656	1,522

§ Rounding may cause small values to display as 0% and totals may not equal 100%

Kentucky Employees' Health Plan – Status Report
 4th Quarter, 2019
 Attachment E – Disease Management & Wellness
 Page E-9

Case Management Summary Report

Kentucky Employees' Health Plan

Reporting Period : 01/01/2019 - 12/31/2019

Program Type : All Programs

Case Activity (Cont'd)

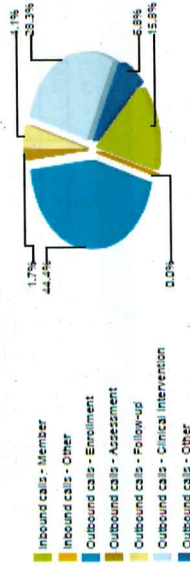
The charts below provide a summary of the number of program calls and teaching topics provided by program staff to engaged members during the reporting period.

Contact for Members

During the course of the program, there are regular interactions with the member and on behalf of the member. Call activity is provided below.

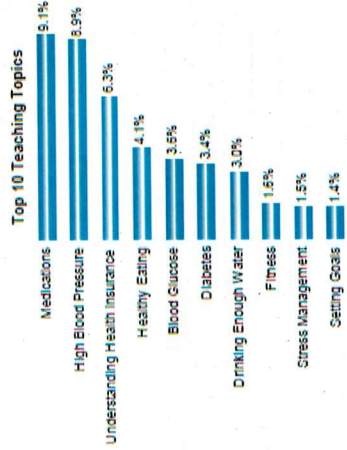
Call Purpose	Number	Percent
Inbound calls - Member	8,166	15.8%
Inbound calls - Other	3	0.0%
Outbound calls - Enrollment	23,004	44.4%
Outbound calls - Assessment	882	1.7%
Outbound calls - Follow-up	2,122	4.1%
Outbound calls - Clinical Intervention	14,661	28.3%
Outbound calls - Other	3,007	5.8%
Total Call Activity	51,845	100.0%

Call Activity



Teaching Topics

The chart below illustrates the most frequent categories of teaching topics provided to members as part of their program management during the reporting period.



Total teaching topics provided during this reporting period	27,590	Reference
Average teaching topics per member during the reporting period	2.2	4.2

§ Rounding may cause small values to display as 0% and totals may not equal 100%

Kentucky Employees' Health Plan – Status Report
 4th Quarter, 2019
 Attachment E – Disease Management & Wellness
 Page E-10

Case Management Summary Report
 Kentucky Employees' Health Plan
 Reporting Period : 01/01/2019 - 12/31/2019
 Program Type : All Programs

Case Activity (Cont'd)

The listing below provides detail regarding the clinical conditions for members managed in a program.

Clinical Conditions

The listing below provides detail regarding the clinical conditions for members managed. The list is shown in descending order by number.


Clinical Condition	Number	Percent
Other/Unassigned	44,287	43.5%
Diseases of the Musculoskeletal System and Connective Tissue	10,015	9.8%
Symptoms, Signs and Abnormal Findings	7,547	7.4%
Diseases of the Respiratory System	6,010	5.9%
Diseases of the Circulatory System	5,041	5.0%
Endocrine, Nutritional and Metabolic Diseases	4,943	4.8%
Mental and Behavioral Disorders	3,751	3.7%
Diseases of the Nervous System	3,157	3.1%
Diseases of the Digestive System	3,004	3.0%
Injury, Poisoning and other Consequences	2,185	2.2%
Diseases of the Skin and Subcutaneous Tissue	1,815	1.8%
Diseases of the Eye and Adnexa	1,638	1.6%
Neoplasms - Malignant	1,544	1.5%
Diseases of the Genitourinary System - Female	1,128	1.1%
Diseases of the Genitourinary System	1,021	1.0%
Neoplasms - Benign	968	0.9%
Disorders of Ear and Mastoid Process	809	0.8%
Infectious and Parasitic Diseases	687	0.6%
Diseases of the Blood and Blood-forming Organs and Immunity Disorders	637	0.6%
Mental and Behavioral Disorders - Substance Dependence	575	0.5%
Pregnancy, Childbirth and the Puerperium	554	0.5%
Diseases of the Genitourinary System - Male	259	0.3%
Congenital Anomalies	189	0.2%
Certain Conditions Originating in the Perinatal Period	50	0.0%
Burns	22	0.0%
Total	101,814	

Program Type

The listing below provides detail regarding the program type for members managed. The list is shown in descending order.

Program Type	Number	Percent
Behavioral Health Case Management	12	0.0%
Behavioral Health Resource	1,636	1.5%
Cancer	1,567	1.6%
NICU	69	0.1%
Transplant	83	0.1%
Medical Management	96,209	96.5%
Total	101,814	

Program Type



§ Rounding may cause small values to display as 0% and totals may not equal 100%

**Kentucky Employees' Health Plan – Status Report
4th Quarter, 2019
Attachment E – Disease Management & Wellness
Page E-11**

Case Management Summary Report

Kentucky Employees' Health Plan
Reporting Period : 01/01/2019 - 12/31/2019
Program Type : All Programs

Glossary of Case Management

Reporting Period	The calendar period of time for which the reporting content is provided. If a member episode of care has an 'active' status at any point during this period, that episode of care is included in the report.
Eligible Members	The number of members (including subscriber, spouses and dependents) that have eligibility for inclusion into the program based on their health plan/product eligibility as provided in the monthly member file.
Triggers Summary	Triggers are defined as the various sources of referral into the program. Each episode of care will be initiated by some form of 'referral'. The items in this reporting provide the frequency of referral by each of the major sources. Note that an episode of care can be 'triggered' by multiple sources.
Episodes Triggered	The 'episode' is defined as a discrete episode of care referred for assessment and engagement. An individual member can have more than one 'episode' of activity during the reporting period. Each episode is counted in the report if the episode has been in 'active' status at any point during the reporting period.
Predictive Modeling	Main route in which member episodes are identified into the program. Member medical, pharmacy and laboratory claims are processed through sophisticated algorithms designed to identify members in need of management on a monthly basis.
Utilization Management Program	An episode of care is often initiated with a referral for assessment and management from the Utilization Management program. Episodes of care that are initiated in this manner during the reporting period are counted here.
Other Care Management Program	An episode of care is often initiated with a referral for assessment and management from other Care Management programs. Episodes of care that are initiated in this manner during the reporting period are counted here.
Physician/Care Provider Referral	An episode of care can be initiated by the member's physician or other Care Provider. Episodes of care that are initiated in this manner during the reporting period are counted here.
Family/self Referral	An episode of care can be requested and initiated by the member or the member's family. Episodes of care that are initiated in this manner during the reporting period are counted here.
Program Engagement	A member's episode is assigned an 'engaged' status if s/he has been enrolled in the program and has completed at least one (1) question from one of the following assessment types: • Health Information Profile (HIP) • Post Discharge Assessment • Pre-Admission Assessment • Oncology Initial Assessment • Oncology Follow Up Assessment • Oncology Questionnaire • Palliative Care Questionnaire
Currently Engaged/Active in Program	The member's episode is 'Open' and member is in active management as of the report run date.
Completed Program/Limited Resolution	The member's episode is 'Closed'. The episode was closed due to limited resolution.
Completed Program/Resolved	The member's episode is 'Closed'. The episode was closed because resolution for the episode was achieved and/or resolved.
Closed - Lost Contact	The member's episode is 'Closed'. The episode was closed due to loss of contact with the member after engagement.
In Process	The member's episode is 'Open'. The member is current in the process of being outreached to for engagement.
Lost Coverage/Ineligible	The member's episode is 'Closed'. The episode was automatically closed by the system due to the member's loss of program eligibility through the health plan.
Could Not Reach Member	The member's episode is 'Closed'. The episode was closed due to inability to contact member. This is typically due to the lack of a valid phone number, or the inability to reach the member on the phone number provided.
Member Declined	The member's episode is 'Closed'. The episode was closed due to either member's verbal refusal to participate in any aspect of the program; verbal refusal to participate due to lack of interest, or verbal refusal to participate due to his/her perception that the condition does not require management at this time.
Transferred to Other Program	The member's episode is 'Closed'. The episode was closed due to the transfer of the member's management to a separate program.
Invalid Phone Number	The member's episode is 'Closed'. The member does not have a valid phone number
Other Reasons	The member's episode is 'Closed'. The episode was closed for a variety of other reasons, such as member deceased, member is in a hospice program, etc.

**Kentucky Employees' Health Plan – Status Report
4th Quarter, 2019
Attachment E – Disease Management & Wellness
Page E-12**

Case Management Summary Report

Kentucky Employees' Health Plan

Reporting Period : 01/01/2019 - 12/31/2019

Program Type : All Programs

Glossary of Case Management

Case Stratification	Acuity stratification refers to the highest nursing assessment of the severity/intensity of a members current clinical condition for which management is planned. This stratification occurs during the engagement process.
No Tier Provided	Member condition has not been stratified in the nursing assessment.
Tier 1 - Monitoring	Initial nursing assessment indicates that the current condition designated for management is of lower severity/intensity.
Tier 2 - Care Plan Created	Initial nursing assessment indicates that the current condition designated for management is of moderate severity/intensity.
Tier 3 - Care Plan Created	Initial nursing assessment indicates that the current condition designated for management is of highest severity/intensity.
Goals	The table provided in this section of the report illustrates the 10 most frequent goals opened by members in terms of the percent of total goals established during the reporting period.
Goal Categories	Goals for each episode as mutually established between the member and the program nurse during the initial assessment. The type of goals established are provided in the report as 'categories' of similar specific member goals.
Interventions	Based on the members unique management goals and personal circumstances, program nurses provide clinical interventions designed to meet these goals. The 10 most frequent specific interventions for members during the reporting period are provided on the report.
Referrals	Program activity for engaged members often includes additional consultation with treatment providers and, in some cases, actual referral of the member to additional Care Management programs. These activities are designed to maximize a favorable outcome for these members.
Total Provider Consultations	The volume of contacts between the member or the program nurse directly with the member's care providers are provided in this section of the report.
Total Referrals to Programs	The volume of referrals made by the program nurse to additional Care Management programs is provided in this section of the report.
Contacts for Members	The report provides information about the various types and frequency of interactions with the member (and on behalf of the member) completed during the reporting period.
Teaching Topics	The report provides information about the various types and frequency of interactions with the member (and on behalf of the member) completed during the reporting period.
Clinical Conditions	This provides the ICD category (or 'Chapter'), which gives the broader category of the 'Member Condition' as provided in the appropriate ICD-9-CM or ICD-10-CM disease classification system. For example, if the ICD code description was 'Malignant Neoplasm of the colon', this broader category ('Condition Group') would be listed as 'Malignant Neoplasms'.
Program Types	This provides the explicit Management Program to which the member was assigned upon referral.

|
 KEHP Wellness Services Report
 2019
 Prepared by: Jala Miller

KEHP Service	1 st quarter ending totals	2 nd quarter ending totals	3 rd quarter ending totals	4 th quarter ending totals
Go365 HA	64,737	117,286	117,988	119,919
Blue Level	101,998	26,856	28,488	29,339
Bronze Level	133,143	183,038	173,502	167,638
Silver Level	24,338	34,285	34,165	33,639
Gold Level	4,029	10,994	12,287	12,935
Platinum Level	1,013	7,207	14,007	19,976
Biometric Screenings	29,526	53,468	52,965	53,578



The Commonwealth of Kentucky (KEHP)

Contract Period: 1/1/2019 - 12/31/2019

	Quarterly Contract Results																
	Jan	Feb	Mar	Apr	May	Jun	Jul	Aug	Sep	Oct	Nov	Dec	Qtr 1	Qtr 2	Qtr 3	Qtr 4	YTD
Claim Timeliness 14 Days																	
Performance	97.12%	97.47%	97.37%	96.64%	95.65%	95.86%	96.47%	96.83%	96.92%	98.82%	99.38%	97.97%	97.33%	95.86%	96.75%	98.76%	97.23%
Goal Var.	7.12%	7.47%	7.37%	6.64%	5.65%	5.86%	6.47%	6.83%	6.92%	8.82%	9.38%	7.97%	7.33%	5.86%	6.75%	8.76%	7.23%
PG Status													Met	Met	Met	Met	Met
Claim Timeliness 30 Days																	
Performance	99.92%	99.96%	99.95%	99.91%	99.88%	99.84%	99.87%	99.92%	99.82%	99.89%	99.94%	99.89%	99.94%	99.87%	99.87%	99.90%	99.90%
Goal Var.	1.92%	1.96%	1.93%	1.91%	1.86%	1.84%	1.87%	1.82%	1.82%	1.89%	1.84%	1.88%	1.84%	1.87%	1.87%	1.90%	1.90%
PG Status													Met	Met	Met	Met	Met
Claim Adjustment Inventory 30 Days																	
Performance	0.10%	0.25%	0.57%	0.25%	0.11%	0.52%	0.08%	0.34%	0.43%	0.15%	0.29%	0.66%	0.26%	0.27%	0.27%	0.33%	0.29%
Goal Var.	-4.90%	-4.75%	-4.43%	-4.75%	-4.89%	-4.39%	-4.92%	-4.66%	-4.57%	-4.85%	-4.71%	-4.32%	-4.74%	-4.73%	-4.73%	-4.67%	-4.71%
PG Status													Met	Met	Met	Met	Met
Claim Financial Accuracy																	
Performance	100.00%	100.00%	100.00%	99.06%	100.00%	99.99%	100.00%	100.00%	98.72%	99.99%	100.00%	99.59%	100.00%	99.67%	99.57%	99.51%	99.70%
Goal Var.	1.00%	1.00%	1.00%	0.06%	1.00%	0.99%	1.00%	1.00%	-0.28%	0.99%	1.00%	-0.41%	1.00%	0.67%	0.57%	0.51%	0.70%
PG Status									Missed			Missed	Met	Met	Met	Met	Met
Claim Payment Accuracy																	
Performance	100.00%	100.00%	99.55%	99.98%	100.00%	99.95%	100.00%	100.00%	99.63%	99.98%	100.00%	99.01%	99.85%	99.98%	99.87%	99.59%	99.82%
Goal Var.	3.00%	3.00%	2.55%	2.98%	3.00%	2.95%	3.00%	3.00%	2.63%	2.98%	3.00%	2.01%	2.85%	2.98%	2.87%	2.59%	2.82%
PG Status												Met	Met	Met	Met	Met	Met
First Call Resolution																	
Performance	94.96%	93.39%	92.11%	93.21%	93.04%	95.07%	93.11%	93.60%	93.62%	96.22%	94.49%	93.22%	93.72%	93.81%	93.52%	94.83%	93.95%
Goal Var.	9.96%	8.39%	7.11%	8.21%	8.04%	10.07%	8.11%	8.60%	8.92%	11.22%	9.49%	8.22%	8.72%	8.81%	8.52%	9.83%	8.95%
PG Status													Met	Met	Met	Met	Met

Kentucky Employees' Health Plan – Status Report
 4th Quarter, 2019
 Attachment F – Anthem Performance Guarantees
 Page F-2

	Quarterly Contract Results																
	Qtr 1			Qtr 2			Qtr 3			Qtr 4			YTD				
	Jan	Feb	Mar	Apr	May	Jun	Jul	Aug	Sep	Oct	Nov	Dec					
AS-4													Goal: 30.00				
Performance	24.68	6.71	16.88	11.36	7.13	7.77	15.24	17.38	39.20	30.60	7.70	28.75	17.34	8.76	23.34	24.09	18.25
Goal Var.	-5.42	-23.29	-13.12	-18.64	-22.87	-22.23	-14.76	-12.62	9.20	0.60	-25.30	-1.25	-12.66	-21.24	-6.66	-5.91	-11.75
PG Status								Missed	Missed	Missed	Met	Met	Met	Met	Met	Met	Met
Call Abandonment Rate																	
Performance	1.53%	0.15%	0.55%	0.41%	0.13%	0.10%	0.47%	1.08%	1.48%	1.24%	0.10%	0.82%	0.87%	0.22%	0.98%	0.82%	0.73%
Goal Var.	-0.47%	-1.85%	-1.45%	-1.59%	-1.87%	-1.90%	-1.53%	-0.81%	-0.54%	-0.76%	-1.90%	-1.18%	-1.13%	-1.78%	-1.02%	-1.18%	-1.27%
PG Status													Met	Met	Met	Met	Met
ID Card Issuance 10 Days																	
Performance	100.00%	100.00%	100.00%	100.00%	100.00%	100.00%	100.00%	100.00%	100.00%	100.00%	100.00%	100.00%	100.00%	100.00%	100.00%	100.00%	100.00%
Goal Var.	1.00%	1.00%	1.00%	1.00%	1.00%	1.00%	1.00%	1.00%	1.00%	1.00%	1.00%	1.00%	1.00%	1.00%	1.00%	1.00%	1.00%
PG Status													Met	Met	Met	Met	Met
Eligibility Updates 5 Days																	
Performance	100.00%	100.00%	100.00%	100.00%	100.00%	100.00%	100.00%	100.00%	100.00%	100.00%	100.00%	100.00%	100.00%	100.00%	100.00%	100.00%	100.00%
Goal Var.	0.00%	0.00%	0.00%	0.00%	0.00%	0.00%	0.00%	0.00%	0.00%	0.00%	0.00%	0.00%	0.00%	0.00%	0.00%	0.00%	0.00%
PG Status													Met	Met	Met	Met	Met
Member Satisfaction - Net Promoter Score																	
Performance	64.67	67.15	68.45	68.29	67.23	69.58	70.90	68.85	67.53	66.19	68.86	70.02	66.74	68.42	69.23	67.92	68.43
Goal Var.	24.67	27.15	28.45	28.29	27.23	28.66	30.90	28.85	27.53	26.19	28.86	30.02	26.74	28.42	29.23	27.92	28.43
PG Status													Met	Met	Met	Met	Met

Kentucky Employees' Health Plan – Status Report
 4th Quarter, 2019
 Attachment G – CVS Performance Guarantees
 Page G-1



Performance Guarantee Tracking & Reporting
 Commonwealth of Kentucky

For period ending: 12/31/2019

Guarantees	Target	Thrsh	Q1: Jan - Mar	Q2: Apr - Jun	Q3: Jul - Sep	Q4: Oct - Dec	Year	Penalty Unit	Actual Penalty
31 Retail Network Pharmacy Access - Nationwide	Greater Than or Equal To 5.0 Mile(s)	95	F1	F1	F1	F1	100	Dollar Per PG	15,000.
32 Paper Claims Turnaround Time - Clean	Less than or Equal to 5 Business Day(s)	95	3	2	2	3	F2	Dollar Per PG	11,250.
33 Mail Turnaround Time - Clean	Greater Than or Equal To 2 Business Day(s)	95	96	97	97	98	F2	Dollar Per PG	11,250.
34 Mail TAT							F2	Dollar Per PG	11,250.
34a Mail Turnaround Time - Non Clean	Greater Than or Equal To 5 Business Day(s)	97	98	99	99	99	F2	Dollar Per PG	
34b Mail Turnaround Time - Non Clean - 2	Less than or Equal to 5 Business Day(s)	100	1	1	1	1	F2	Dollar Per PG	
35 Mail Service Accuracy - Non Std	Greater Than or Equal To 99.99 %		100.00	100.00	100.00	100.00	F2	Dollar Per PG	11,250.
36 Electronic Claims Processing Accuracy (PEM)	Greater Than or Equal To 99.95 %		100.00	100.00	100.00	100.00	F2	Dollar Per PG	11,250.
37 Telephone Speed of Answer							F2	Dollar Per PG	37,500.
37a Telephone Average Live Voice Answer	Less than or Equal to 25 Sec(s)		2	6	2	2	F2	Dollar Per PG	
37b Telephone Speed of Answer - TSF	Greater Than or Equal To 30 Sec(s)	85	88	94	99	99	F2	Dollar Per PG	
38 Telephone Abandonment Rate - Live Voice	Less than or Equal to 3 %	15	1	1	1	1	F2	Dollar Per PG	18,750.
38 First Call Resolution	Greater Than or Equal To 95 %		99	98	98	99	F2	Dollar Per PG	37,500.
10a Written Inquiry - 1	Less than or Equal to 5 Business Day(s)	97	100	100	100	100	F2	Dollar Per PG	5,625.

Kentucky Employees' Health Plan – Status Report
 4th Quarter, 2019
 Attachment G – CVS Performance Guarantees
 Page G-2



Performance Guarantee Tracking & Reporting

Commonwealth of Kentucky

For period ending: 12/31/2019

Guarantees	Target	Thrsh	Q1: Jan - Mar	Q2: Apr - Jun	Q3: Jul - Sep	Q4: Oct - Dec	Year	Penalty - Actual Penalty
10b . Written Inquiry - 2 c	Less than or Equal to 10 Business Day(s)	100	100	100	100	100	F2	5,625. Dollar Per PG
11 . Customer Satisfaction c	Greater Than or Equal To 93 %		F1	F1	F1	F1	96	150,000. Dollar Per PG
12 . Plan Design Update c	Equal to 100 %		F1	F1	F1	F1	Met	75,000. Dollar Per PG
13 . Annual Reviews c	Equal to 100 %		F1	F1	F1	F1	Met	45,000. Dollar Per PG
14 . Account Management Satisfaction c	Greater Than or Equal To 4 Rating		F1	F1	F1	F1	4	150,000. Dollar Per PG
15 . Standard Reporting c	Less than or Equal to 30 Day(s)		Met	Met	Met	Met	F2	11,250. Dollar Per PG
16 . Eligibility Load Accuracy c	Greater Than or Equal To 98 %		Met	Met	Met	Met	F2	37,500. Dollar Per PG
17 . Eligibility Updates c	Equal to 2 Business Day(s)	100	100	100	100	100	F2	15,000. Dollar Per PG
18 . Account Management - Meetings c	Equal to 100 %		Met	Met	Met	Met	F2	18,750. Dollar Per PG
19 . ID Cards - Ongoing c	Greater Than or Equal To 4 Business Day(s)	98	100	100	100	100	F2	11,250. Dollar Per PG



Performance Guarantee Tracking & Reporting
 Commonwealth of Kentucky

For period ending: 12/31/2019

Guarantees	Target	Thresh	Q1: Jan - Mar	Q2: Apr - Jun	Q3: Jul - Sep	Q4: Oct - Dec	Year	Penalty Unit	Actual Penalty
------------	--------	--------	---------------	---------------	---------------	---------------	------	--------------	----------------

Penalty Summ:
 Paid Summ:
 Net Due:

Footnotes:

- F1: Quarterly stat not applicable to specific guarantee
- F2: Annual stat not applicable to specific guarantee
- F3: Stat not applicable to contract years 2 and beyond
- c = Client Specific Guarantee
- cl = Coalition Specific Guarantee (also indicates TPA or healthplan specific guarantee)
- L = Guarantee covers all lines of business
- t = Tiered Penalty

NOTE: Met = Performance Guarantee Achieved

NOTE: Payment due by Thirty (30) days after End of Cnt Yr Rpt Crd Sub
 (C)2015 CVS/Caremark. All Rights Reserved.
 106-34352b 060115

CONFIDENTIAL - For Client and CVS/Caremark Use Only
 Monthly, Quarterly and Semi-annual data are unaudited statistics and are subject to change at year end.

**Kentucky Employees' Health Plan – Status Report
4th Quarter, 2019
Attachment H – WageWorks Performance Guarantees
Page H-1**

PG#	Reporting Frequency	Administrative Fees or Dollars at Risk	Guarantee	Q1 2019 DATA	Q1 2019 Met / Missed	Q2 2019 DATA	Q2 2019 Met / Missed	Q3 2019 DATA	Q3 2019 Met / Missed	Q4 2019 DATA	Q4 2019 Met / Missed
1	Quarterly	1.00%	Satisfaction: Measure satisfaction with overall process using mutually agreeable scorecard.	90.98%	Met	82.66%	Met	87.53%	Met	81.43%	Met
2	Quarterly	2.00%	Account Management: Measuring satisfaction using a mutually agreeable scorecard.		Met		Met		Met		Met
3	Quarterly	1.50%	Debit Cards: All Health FSA Participants will receive a separate debit card package within ten (10) Business Days of the posting of a clean enrollment and eligibility file except during the annual Open Enrollment (OE) period. During OE, Participants will receive a separate debit card package within fifteen (15) Business Days of the posting of a clean enrollment and Eligibility file.	100.00%	Met	100.00%	Met	100%	Met	100%	Met
4	Quarterly	1.50%	Eligibility File: Load 99% of eligibility files within two business days.	99%	Met	100.00%	Met	100%	Met	100%	Met
5	Quarterly	1.50%	Eligibility Report: Produce an error report on eligibility files or updates within two business days.	99%	Met	100.00%	Met	100%	Met	100%	Met
6	Quarterly	1.50%	Contribution File: Producing a contribution file report	99%	Met	100.00%	Met	100%	Met	100%	Met
7	Quarterly	2.00%	Financial Accuracy: Reimbursing FSA claims with a financial accuracy of 99%.	99.29%	Met	99.33%	Met	99.36%	Met	99.26%	Met
8	Quarterly	1.50%	Member Service - Abandonment Rate: Answering calls to customer service line with an abandonment rate of 3% or less.	1.39%	Met	1.06%	Met	1.63%	Met	1.25%	Met

**Kentucky Employees' Health Plan – Status Report
4th Quarter, 2019
Attachment H – WageWorks Performance Guarantees
Page H-2**

PG#	Reporting Frequency	Administrative Fees or Dollars at Risk	Guarantee	Q1 2019 DATA	Q1 2019 Met / Missed	Q2 2019 DATA	Q2 2019 Met / Missed	Q3 2019 DATA	Q3 2019 Met / Missed	Q4 2019 DATA	Q4 2019 Met / Missed
9	Quarterly	1.50%	Average Speed to Answer: Answering calls to customer service line with an average time of 30 seconds or less	91.81%	Met	89.32%	Met	85.71%	Met	88.17%	Met
10	Quarterly	1.50%	Reporting: Producing standard quarterly reports with thirty days of the end of the quarter		Met		Met		Met		Met
11	Quarterly	3.00%	Account Management: Measuring satisfaction using a mutually agreeable scorecard.		Met		Met		Met		Met
12	Quarterly	1.50%	Debit Cards: All Health HRA Participants will receive a separate debit card package within ten (10) Business Days of the posting of a clean enrollment and eligibility file except during the annual Open Enrollment (OE) period. During OE, Participants will receive a separate debit card package within fifteen (15) Business Days of the posting of a clean enrollment and Eligibility file.	100.00%	Met	100%	Met	100%	Met	100%	Met
13	Quarterly	1.50%	Eligibility File: Load 99% of eligibility files within two business days.	99%	Met	100%	Met	100%	Met	100%	Met
14	Quarterly	1.50%	Eligibility Report: Produce an error report on eligibility files or updates within two business days.	99%	Met	100%	Met	100%	Met	100%	Met
15	Quarterly	2.00%	Financial Accuracy: Reimbursing HRA claims with a financial accuracy of 99%.	99.29%	Met	99.33%	Met	99.36%	Met	99.26%	Met
16	Quarterly	1.50%	Member Service - Abandonment Rate: Answering calls to customer service line with an abandonment rate of 3% or less.	1.39%	Met	1.06%	Met	1.63%	Met	1.25%	Met

Kentucky Employees' Health Plan – Status Report
4th Quarter, 2019
Attachment H – WageWorks Performance Guarantees
 Page H-3

PG#	Reporting Frequency	Administrative Fees or Dollars at Risk	Guarantee	Q1 2019 DATA	Q1 2019 Met / Missed	Q2 2019 DATA	Q2 2019 Met / Missed	Q3 2019 DATA	Q3 2019 Met / Missed	Q4 2019 DATA	Q4 2019 Met / Missed
17	Quarterly	2.00%	Average Speed to Answer: Answering calls to customer service line with an average time of 30 seconds or less	91.81%	Met	89.32%	Met	85.71%	Met	88.17%	Met
18	Quarterly	2.00%	Reporting: Producing standard quarterly reports with thirty days of the end of the quarter		Met		Met		Met		Met
19	Quarterly	1.50%	Account Management: Measuring satisfaction using a mutually agreeable scorecard.		Met		Met		Met		Met
20	Quarterly	3.00%	Account Management: Sending 98% of all applications and notices within seven business days.	100.00%	Met	100%	Met	100%	Met	100%	Met
21	Quarterly	2.00%	Billing Turnaround: Posting 90% of payments within seven business days		Met		Met		Met		Met
22	Quarterly	1.50%	Collection: Providing accurate premium distribution and reporting by the fifteenth of each month.		Met	Met	Met	Met	Met	Met	Met
23	Quarterly	1.50%	Eligibility File: Load 99% of qualifying event files within two business days.	100.00%	Met	100%	Met	100%	Met	100%	Met
24	Quarterly	1.50%	Eligibility Report: Producing an error report on eligibility files or updates within two business days.	100.00%	Met	100%	Met	100%	Met	100%	Met
25	Quarterly	1.50%	Election Packages: Mailing all COBRA election packages within seven business days.	100.00%	Met	100%	Met	100%	Met	100%	Met
26	Quarterly	2.00%	Reporting: Producing standard monthly reports within thirty days after the end of the month or quarter.		Met		Met		Met		Met

Kentucky Employees' Health Plan – Status Report
 4th Quarter, 2019
 Attachment I – Go365 Performance Guarantees
 Page I-1



Quarterly Performance Guarantee Report Card

Contract Begin Date: 11/1/2019
 Contract End Date: 12/31/2019

KEHP Commonwealth of Kentucky

Metric Reporting Type	Definition	Performance Criteria	Penalty	1Q	2Q	3Q	4Q	Annual
-----------------------	------------	----------------------	---------	----	----	----	----	--------

Account Management

Account Management Satisfaction	Client Specific	Humanitas Wellness acknowledges that its Account Management team must be responsive to the needs of our customers if Humana is to earn and sustain their trust. Therefore, Humanitas Wellness will perform annually a brief account management satisfaction survey to be completed by designated members of the client's benefits staff. The survey will address technical knowledge, accessibility, interpersonal skills, communication skills and overall performance. A scale from 1 to 5 will be used to measure performance, where 1 means "very unsatisfied" and 5 means "extremely satisfied". The survey tool will be provided to the client 30 days after the end of the third quarter of the guarantee period. Humanitas Wellness goal is an overall satisfaction score of 3 or higher with results averaged based on responses to ALL questions. The survey results will be reported in the client's annual report card.	Refer to Definition	\$50,000	Met
---------------------------------	-----------------	---	---------------------	----------	-----

Kentucky Employees' Health Plan – Status Report
 4th Quarter, 2019
 Attachment I – Go365 Performance Guarantees
 Page I-2

KEHP Commonwealth of Kentucky

Metric Reporting Type	Definition	Penalty	Performance Criteria				
			1Q	2Q	3Q	4Q Annual	
Customer Service							
Abandonment Rate	Client Specific Humana Wellness will agree to offer abandonment rate with a goal of 5%. Abandonment rate is defined as the percent of callers that ended the call prior to reaching a customer service representative.	\$50,000	2.81%	3.05%	3.96%	3.07%	3.13% Met
Approved Grievances and Overrides	Client Specific Humana Wellness agrees that the number of approved grievances and overrides caused by system failure or the failure to adequately capture health assessment data shall be greater than 98% accurate during the Renewal Term. The Grievances overrides that will count toward the Performance Guarantee includes only those where it is determined that Go365 data was missing incorrect and the Commonwealth's records indicate that the member completed the health assessment or the member shows proof of completion of health assessment.	Reporting only	100%	100%	99.97%	100%	99.98%
Average Speed of Answer	Client Specific Humana Wellness will agree to offer telephone response with a goal of 70% of all calls within 30 seconds.	\$50,000	85.39%	78.62%	75.62%	80.69%	80% Met
Participation Satisfaction	Global Customer Satisfaction (CSAT) survey available presented to members logged into Go365 experience.	Reporting only					60%
Go365 Savings							
Trend Guarantee	Client Specific Go365 shall measure the "trend" in Health Benefit Claims Costs from Claims Data between each guarantee period compared with the prior twelve (12) months. Trend shall be measured separately for Engaged Covered Persons and Non-Engaged Covered Persons	Refer to Definition					TED

Kentucky Employees' Health Plan – Status Report
 4th Quarter, 2019
 Attachment I – G0365 Performance Guarantees
 Page I-3

KEHP Commonwealth of Kentucky

Metric Reporting Type	Definition	Performance Criteria	Penalty	Performance			
				1Q	2Q	3Q	4Q Annual
Implementation							
Health Assessment and Biometric Screening - Reporting	Client Specific	98% of Weekly health assessment and biometric screening files report accurate data; accuracy determined by results of monthly sync process.	\$50,000	98%	98%	98%	98.5% Mer
Incentive Management	Global	Humana Wellness will agree that 99% of results from self-reported incentivized activity would be loaded and rounded based on type of submission: Online - Between 24-48 Hours or Fax - 5 Business Days. Results will be reported quarterly.	Reporting only	100%	100%	100%	95.24% 98.81%
Ongoing Eligibility Data Load	Client Specific	99% of the Commonwealth's ongoing electronic eligibility files will be processed timely. Timely Processing is defined as electronic eligibility file membership data processed within four business days of receipt from the Commonwealth. In addition, Humana will maintain at least 98% data health for the data updating into the G0365 systems. This guarantee only applies to the processing of eligibility files submitted by the Commonwealth outside of an Open Enrollment Period. This guarantee does not apply to a defective eligibility file. Defective eligibility file is defined as an eligibility file that has issues, caused by the Commonwealth, that prevent Contractor's processing of the file. Contractor's payment of this guarantee is conditioned upon receipt of eligibility files in a format mutually agreed upon by the parties.	\$25,000	99.8%	99.9%	100%	99.95% Mer
Web							
Website Availability	Global	Humana Wellness will agree to 99% web portal availability excluding maintenance hours.	\$50,000	98.6%	99.3%	99.34%	99.76% Mer